



CATALOG

OF AGRICULTURAL MACHINERY

CONTENT

PRODUCTION OF OJSC «HOLDING MANAGEMENT COMPANY «BOBRUISKAGROMASH»

Slurry tankers.....	04
Machines for solid organic fertilizers application.....	08
Machines for mineral fertilizers application.....	12
Mowers.....	16
Disc mowers.....	18
Rakes.....	20
Round balers.....	22
Balers.....	24
Machines for feed packaging and transportation.....	26
Grain shredders.....	28
Bale shredders.....	30
Feed dispensers.....	32
Machines for flax harvesting.....	36
Tractor semi-trailers.....	38
Tractor trailers.....	42
Special semi-trailers.....	44
Front loaders.....	48
Equipment for reservoirs.....	50
Other equipment.....	51

PRODUCTION OF OJSC «BOBRUISKSELMASH»

Mounted disc ploughs.....	54
Hiller.....	55
Tine harrows.....	56
Cultivators steam high-speed.....	58
Cultivator - plant feeder.....	59
Disc tillage units.....	60
Disc harrows.....	62

PRODUCTION OF OJSC «ORSHAAGROPROMMASH»

Ploughs of general purpose.....	66
Reversible ploughs.....	68
Ploughs with pneumohydraulic protection.....	69

PRODUCTION OF OJSC «BREST ELECTROMECHANICAL PLANT»

Seeders.....	72
Multifunctional tillage and sowing units.....	74
Tillage units.....	76

SLURRY TANKERS

DISTINCTIVE FEATURES:

- Carrying capacity 3,2 t.
- Single-axle chassis system
- Manual refueling hose

MADE-TO-ORDER EQUIPMENT:

- Anti-corrosion coating inside the tank
- Two-wire pneumatic system
- Removable towing eye
- Vacuum pump Battioni Pagani, MEC 2000 (or equivalent)
- Refueling hose with quick detachable locking devices
- Additional branch pipes for side or rear loading/unloading, watering
- Hydraulic or manual slide gate 5" of closed type
- Anti-splash guards of wheels (wing)
- With galvanized tank

DESIGN VERSIONS:

MJT-3 – single-axle machine with carrying capacity 3,2 t.
 MJT-3 - with a motor pump for autonomous work



MJT-3

DISTINCTIVE FEATURES:

- Carrying capacity 6 t.
- Two-axle chassis system
- Automatic refueling hose

MADE-TO-ORDER EQUIPMENT:

- Anti-corrosion coating inside the tank
- Two-wire pneumatic system
- Removable towing eye
- Hydraulic top hatch (in case of absence of a vacuum installation);
- Vacuum pump MEC 4000 (or equivalent)
- Refueling hose with quick detachable locking devices
- Additional branch pipes for side or rear loading/unloading, watering
- Hydraulic or manual slide gate 5" of closed type
- Anti-splash guards of wheels (wing)

DESIGN VERSIONS:

MJT-F-6 – two-axle machine with carrying capacity 6 t.
 MJT-F-6A – two-axle machine with carrying capacity 7 t.
 MJT-F-6-2 – single-axle machine with carrying capacity 6 t.



MJT-F-6

DISTINCTIVE FEATURES:

- Carrying capacity 11 t.
- Two-axle chassis system
- Automatic refueling hose

MADE-TO-ORDER EQUIPMENT:

- Anti-corrosion coating inside the tank
- Two-wire pneumatic system
- Removable towing eye
- Hydraulic top hatch (in case of absence of a vacuum installation)
- Vacuum pump MEC 9000 (or equivalent)
- Refueling hose with quick detachable locking devices
- Additional branch pipes for side or rear loading/unloading, watering
- Hydraulic or manual slide gate 5" of closed type
- Anti-splash guards of wheels (wing)

DESIGN VERSIONS:

MJT-F-11 – two-axle machine with carrying capacity 11 t.
 MJT-F-11A – two-axle machine with carrying capacity 12 t.



MJT-F-11

SLURRY TANKERS MJT-3/MJT-F-6/MJT-F-11 ARE DESIGNED FOR SELF-LOADING, TRANSPORTATION AND SURFACE APPLICATION OF LIQUID ORGANIC FERTILIZERS, TRANSPORTATION OF SERVICE WATER, ROAD WASHING, AS WELL AS FOR FIRE-FIGHTING.

SPECIFICATION

	MJT-3	MJT-F-6	MJT-F-6A	MJT-6-2	MJT-F-11	MJT-F-11A
Carrying capacity, t	3,2	6	7	6	11	12
Tank capacity, ltr.	3200	6000	7000	6000	11 000	12 000
Suction hose, inches "	5	5	5	5	6	6
Self-loading liquid intake depth, m	2,0	2,5	2,5	2,5	3,5	3,5
Tank wall thickness (bottom), mm:	4	6	6	6	6	6
Tank wall thickness (cylinder), mm:	4	5	5	5	5	5
Number of axles	1	2	2	1	2	2
Tire	9.00-16	16,5/70-18 HC10	16,5/70-18 HC10	24/50-22,5 HC12	16,5/70-18 HC10	16,5/70-18 HC10
Track, mm	1550	1800	1800	1850	2053	2053
Ground clearance, mm, no less	300	350	350	350	350	350
Transport speed, km/h	25	25	25	25	25	25
Self-loading time, min	5	6,5	7,5	6,5	8	8
Width of fertilizing, m	6-12	6-12	6-12	6-12	6-12	6-12
Rate of fertilizing, t/ha	10-60	10-60	10-60	10-60	10-60	10-60
Working speed when fertilizing, km/h	6-12	6-12	6-12	6-12	6-12	6-12
Efficiency per hour of main time	6,0	20,0	23,0	20,0	40,0	40,0
Towing eye dimensions (D×S), mm	50×30	50×30	50×30	50×30	50×30	50×30
Unloading completeness, %, no less	99,9	99,9	99,9	99,9	99,9	99,99
PTO rotation frequency, rev./min.	540	540	540	540	540	540
Voltage of electrical equipment 12V	☑	☑	☑	☑	☑	☑
EQUIPMENT OF THE MACHINE:						
Height adjustment of towing eye	☒	☑	☑	☑	☑	☑
Two hatches for service and access to the tank (on top and in the back) Ø460 mm.	in the back only	☑	☑	☑	☑	☑
Side, automatic loading bar	☒	☑	☑	☑	☑	☑
Single-wire pneumatic system	☑	☑	☑	☑	☑	☑
Mechanical fill level	☑	☑	☑	☑	☑	☑
Stairs and (or) platform for service	☒	☑	☑	☑	☑	☑
Stirring device	☒	☑	☑	☑	☑	☑
Working tools control	manual	automatic	automatic	automatic	automatic	automatic
Unloading by compressor	☑	☒	☒	☒	☒	☒
Unloading by centrifugal pump	☒	☑	☑	☑	☑	☑
Slide gate of closed type	☑	☒	☒	☒	☒	☒
Compressor with safety valve	☑	☑	☑	☑	☑	☑
Folding splatter device	☑	☑	☑	☑	☑	☑
Pressure and vacuum gauge	☑	☑	☑	☑	☑	☑
OVERALL DIMENSIONS OF THE MACHINE, MM., NO MORE:						
Length	3840	6500	7300	6500	8000	8000
Width	2000	2500	2500	2500	2500	2500
Height	2130	3400	3400	3400	3400	3400
WEIGHT OF THE MACHINE, KG.:						
	970	2880	3320	2720	3950	4200
DRAWBAR CATEGORY OF THE TRACTOR 	0,6-0,9 35-62 hp	1,4 80 hp	1,4 80 hp	1,4 80 hp	3 156-228 hp	3 156-228 hp



SLURRY TANKERS

DISTINCTIVE FEATURES:

- ✔ Carrying capacity 16 t.
- ✔ Two-axle chassis system
- ✔ Automatic refueling hose

MADE-TO-ORDER EQUIPMENT:

- Anti-corrosion coating inside the tank
- Two-wire pneumatic system
- Removable towing eye Ø90 mm
- Vacuum pump Battioni Pagani, MEC 13500 (or equivalent)
- Refueling hose with quick detachable locking devices
- Additional branch pipes for side or rear loading/unloading, watering
- Hydraulic or manual slide gate 5" of closed type
- Anti-splash guards of wheels (wing)

DESIGN VERSIONS:

MJU-16 – two-axle machine with carrying capacity 16 t.
 MJU-16-1 – two-axle machine with carrying capacity 16 t. with adapter for subsoil application



MJU-16

DISTINCTIVE FEATURES:

- ✔ Carrying capacity 20 t.
- ✔ Two-axle chassis system
- ✔ Automatic refueling hose

MADE-TO-ORDER EQUIPMENT:

- Anti-corrosion coating inside the tank
- Two-wire pneumatic system
- Removable towing eye Ø90 mm
- Hydraulic top hatch (in case of absence of a vacuum installation)
- Vacuum pump 13500 (or equivalent)
- Refueling hose with quick detachable locking devices
- Additional branch pipes for side or rear loading/unloading, watering
- Hydraulic or manual slide gate 5" of closed type
- Anti-splash guards of wheels (wing)

DESIGN VERSIONS:

MJU-20 – two-axle machine with carrying capacity 20 t.
 MJU-20-1 – two-axle machine with carrying capacity 20t. with adapter for subsoil application
 MJU-20-2 – two-axle machine with carrying capacity 20t. with adapter for surface tape application



MJU-20

DISTINCTIVE FEATURES:

- ✔ Carrying capacity 20 t.
- ✔ Three-axle chassis system
- ✔ Automatic refueling hose

MADE-TO-ORDER EQUIPMENT:

- Anti-corrosion coating inside the tank
- Two-wire pneumatic system
- Removable towing eye Ø90 mm
- Hydraulic top hatch (in case of absence of a vacuum installation)
- Vacuum pump MEC 13500 (or equivalent)
- Refueling hose with quick detachable locking devices
- Additional branch pipes for side or rear loading/unloading, watering
- Hydraulic or manual slide gate 5" of closed type
- Anti-splash guards of wheels (wing)

DESIGN VERSIONS:

MJU-20A – three-axle machine with carrying capacity 20 t.



MJU-20A

SLURRY TANKERS MJU-16/MJU-20 ARE DESIGNED FOR SELF-LOADING, TRANSPORTATION AND SURFACE APPLICATION OF LIQUID ORGANIC FERTILIZERS, TRANSPORTATION OF SERVICE WATER, ROAD WASHING, AS WELL AS FOR FIRE-FIGHTING.

SPECIFICATION

	MJU-16	MJU-16-1	MJU-20	MJU-20-1	MJU-20-2	MJU-20A
Carrying capacity, t	16	16	20	20	20	20
Tank capacity, ltr.	16000	16000	20000	20000	20000	20000
Suction hose, inches "	6	6	6	6	6	6
Self-loading liquid intake depth, m	3,5	3,5	3,5	3,5	3,5	3,5
Tank wall thickness (bottom), mm:	6	6	6	6	6	6
Tank wall thickness (cylinder), mm:	5	5	6	6	6	6
Number of axles	2	2	2	2	2	3
Tire	24,0/50-22,5	24,0/50-22,5	700/50-22,50PR16	700/50-22,50PR16	700/50-22,50PR16	24,0/50-22,5
Track, mm	1900±25	1900±25	2010±25	2010±25	2010±25	1925±25
Ground clearance, mm, no less	350	350	350	350	350	350
Transport speed, km/h	25	25	25	25	25	25
Self-loading time, min. no more	12	10	10	10	10	10
Width of fertilizing, m	6-12	6-12	6-12	6	12	6-12
Rate of fertilizing, t/ha	10-60	10-60	40-80	40-80	40-80	40-80
Working speed during fertilizing, km/h	6-12	6-12	6-12	6-12	6-12	6-12
Efficiency per hour of main time	54,0	34,0	65,0	45,0	60,0	65,0
Towing eye dimensions (D×S), mm	50×30	50×30	50×30	50×30	50×30	50×30
Unloading completeness, %, no less	99,9	99,9	99,9	99,9	99,9	99,9
PTO rotation frequency, rev./min.	1000	1000	1000	1000	1000	-
Voltage of electrical equipment 12V	✔	✔	✔	✔	✔	✔
EQUIPMENT OF THE MACHINE:						
Height adjustment of towing eye	✔	✔	✔	✔	✔	✔
Two hatches for service and access to the tank (on top and in the back) Ø460 mm.	✔	✔	✔	✔	✔	✔
Side, automatic loading bar	✔	✔	✔	✔	✔	✔
Single-wire pneumatic system	✔	✔	✔	✔	✔	✔
Mechanical fill level	✔	✔	✔	✔	✔	✔
Stairs and (or) platform for service	✔	✔	✔	✔	✔	✔
Stirring device	✔	✔	✘	✘	✘	✘
Working tools control	hydraulic	hydraulic	hydraulic	hydraulic	hydraulic	hydraulic
Unloading by compressor	✘	✘	✔	✔	✔	✔
Unloading by centrifugal pump	✔	✔	✘	✘	✘	✘
Slide gate of closed type	✘	✘	✘	✘	✘	✘
Compressor with safety valve	✔	✔	✔	✔	✔	✔
Folding splatter device	✔	✔	✔	✔	✔	✔
Pressure and vacuum gauge	✔	✔	✔	✔	✔	✔
OVERALL DIMENSIONS OF THE MACHINE, MM., NO MORE:						
Length	8900	10800	9600	11500	11200	10500
Width	2800	3800	2840	3800	3200	2840
Height	3600	3600	3700	3700	3700	3600
WEIGHT OF THE MACHINE, KG.:						
	5000	6000	7600	8500	8300	8750
DRAWBAR CATEGORY OF THE TRACTOR 	4 and above 212-364 hp	5 and above 300-364 hp.	5 and above 300-364 hp	5 and above 300-364 hp	5 and above 300-364 hp	5 and above 300-364 hp



MACHINES FOR SOLID ORGANIC FERTILIZERS APPLICATION

MACHINES FOR SOLID ORGANIC FERTILIZERS APPLICATION PRT-7A/MTT-9/MTU-15 ARE DESIGNED FOR TRANSPORTATION AND CONTINUOUS SURFACE APPLICATION OF SOLID ORGANIC FERTILIZERS, AND WHEN THE SPREADING DEVICE IS REMOVED - FOR TRANSPORTATION OF OTHER AGRICULTURAL LOADS WITH BACK UNLOADING BY A CONVEYOR.

DISTINCTIVE FEATURES:

- ✔ Carrying capacity 7,5 t.
- ✔ Two-axle chassis system
- ✔ Horizontal spreading device
- ✔ Single track conveyor

MADE-TO-ORDER EQUIPMENT:

- Two-wire pneumatic braking system
- Removable towing eye
- Anti-splash guards of wheels
- Hydraulic braking system
- LED lights

DESIGN VERSIONS:

PRT-7A – machine with horizontal spreading device, carrying capacity 7,5 t.



PRT-7A

DISTINCTIVE FEATURES:

- ✔ Carrying capacity 9,5 t.
- ✔ Two-axle chassis system
- ✔ Horizontal spreading device
- ✔ Single track conveyor

MADE-TO-ORDER EQUIPMENT:

- Two-wire pneumatic braking system
- Removable towing eye
- Anti-splash guards of wheels
- Hydraulic braking system
- LED lights

DESIGN VERSIONS:

MTT-9 – machine with hydraulic tailgate and horizontal spreading device, carrying capacity 9 t.



MTT-9

DISTINCTIVE FEATURES:

- ✔ Carrying capacity 15 t.
- ✔ Two-axle chassis system
- ✔ Horizontal or vertical spreading device
- ✔ Double track conveyor

MADE-TO-ORDER EQUIPMENT:

- Spreading device protective guard
- Two-wire pneumatic braking system
- Hydraulic braking system
- Removable towing eye
- Anti-splash guards of wheels
- LED lights
- Hydraulic braking system


DESIGN VERSIONS:

MTU-15- with combined spreading device (two horizontal shredding drums and two rotors)
MTU-15-1 - machine with spreading device with two vertical drums.



MTU-15-1

SPECIFICATION

	PRT-7A	MTT-9	MTU-15-1
Type	semi-trailer	semi-trailer	semi-trailer
Carrying capacity, t	7,5	9,5	15
Body capacity with main boards, m ³	5,3	7,0	15,0
Body capacity with extended boards, m ³	-	-	21±0,25
Ground clearance, mm, no less	350	350	350
Track size, mm	2030	2050	1900
Number of tires, pcs.	4	4	4
Number of axles	2	2	2
Tire	16,5/70-18HC10	16,5/70-18HC10	24,0/50-22,5HC12
Maximum tire load, kg.	2300	2700	4500
Single-wire pneumatic braking system	✔	✔	✔
Towing eye size (DxS), mm.	50x30	50x30	50x30
Working speed, km/h, no more	12	12	12
Transport speed, km/h, no more	25	25	25
Rate of application (stepless regulation), t/ha	10-60	10-60	10-60
Hydraulic system operating pressure, MPa, no more	16	16	16
Working width of application, m	4-8	4-8	8-12
PTO rotation frequency	540	540	1000
Unloading completeness, %, no less	100	100	100
Preservation of load during transportation, %, no less	99,9	99,9	99,9
Voltage of electrical equipment 12V	✔	✔	✔
EQUIPMENT OF THE MACHINE:			
Parking brake with mechanical drive	✔	✔	✔
Flow regulator	✔	✔	✔
Reversible double conveyor	✔	✔	✔
Spreading device BERMA	✘	✘	✔
Removable working knives of spreading device	✘	✘	✔
Extended boards	✘	✘	✔
Conveyor drive reducer BERMA или ТАИМ	✘	✘	✔
Thickness of bottom/boards	2/1,5	2/1,5	2/2
OVERALL DIMENSIONS OF THE MACHINE, MM., NO MORE:			
Length	6500	6500	8500
Width	2500	2500	2550
Height on main boards	1900	2000	2750
Height on front extended board	2750	2750	3200
Height on side extended boards	-	-	3100
WEIGHT OF THE MACHINE (WITHOUT SPARE PARTS AND EXT. BOARDS), KG.:	3070	3325	5800
DRAWBAR CATEGORY OF THE TRACTOR 	1,4 80 hp	1,4-2 80-90 hp	3-4 90-165 hp



MACHINES FOR SOLID ORGANIC FERTILIZERS APPLICATION

MACHINES FOR SOLID ORGANIC FERTILIZERS APPLICATION MTU-18/MTU-20-1/MTU-24-1/MTU-24A-1 ARE DESIGNED FOR TRANSPORTATION AND CONTINUOUS SURFACE APPLICATION OF SOLID ORGANIC FERTILIZERS, AND WHEN THE SPREADING DEVICE IS REMOVED - FOR TRANSPORTATION OF OTHER AGRICULTURAL LOADS WITH UNLOADING BACK BY A CONVEYOR.

DISTINCTIVE FEATURES:

- ✔ Carrying capacity 18 t.
- ✔ Two-axle chassis system
- ✔ Horizontal or vertical spreading device
- ✔ Double track conveyor

MADE-TO-ORDER EQUIPMENT:

- Spreading device protective guard
- Two-wire pneumatic system
- Hydraulic braking system
- Removable towing eye
- Anti-splash guards of wheels
- LED lights
- Hydraulic parking brake

DESIGN VERSIONS:

MTU-18 – machine with spreading device with two vertical drums
 MTU-18-1 – machine with combined spreading device (two horizontal shredding drums and two rotors)



MTU-18

DISTINCTIVE FEATURES:

- ✔ Carrying capacity 20 t.
- ✔ Two-axle chassis system
- ✔ Horizontal or vertical spreading device
- ✔ Double track conveyor

MADE-TO-ORDER EQUIPMENT:

- Spreading device protective guard
- Two-wire pneumatic system
- Hydraulic braking system
- Removable towing eye
- Anti-splash guards of wheels
- LED lights
- Hydraulic parking brake

DESIGN VERSIONS:

MTU-20 – machine with combined spreading device (two horizontal shredding drums and two rotors)
 MTU-20-1 – machine with spreading device with two vertical drums
 MTU-20-2 – machine with spreading device with four vertical drums
 MTU-20-3 – machine with spreading device with two vertical drums and increased body



MTU-20-1

DISTINCTIVE FEATURES:

- ✔ Carrying capacity 24 t.
- ✔ Three-axle chassis system
- ✔ Horizontal or vertical spreading device
- ✔ Double track conveyor

MADE-TO-ORDER EQUIPMENT:

- Spreading device protective guard
- Two-wire pneumatic system
- Hydraulic braking system
- Removable towing eye
- Anti-splash guards of wheels
- LED lights
- Hydraulic parking brake


DESIGN VERSIONS:

MTU-24 – machine with combined spreading device (two horizontal drums)
 MTU-24 A – three-axle machine with combined spreading device (two horizontal drums)
 MTU-24-1/MTU-24A-1 – three-axle machine with two vertical drums
 MTU-24-2 / MTU-24A-2 – three-axle machine with four vertical drums
 MTU-24-3/ MTU-24A-3 – three-axle machine with two vertical drums and increased body



MTU-24A

SPECIFICATION

	MTU-18	MTU-20-1	MTU-24-1	MTU-24A-1
Type	semi-trailer	semi-trailer	semi-trailer	semi-trailer
Carrying capacity, t	18	20	24	24
Body capacity with main boards, m ³	15	16,7	20	20
Body capacity with extended boards, m ³	25	28	28	28
Ground clearance, mm, no more	350	350	350	350
Track size, mm	1900	2010	2010	1925
Number of tires, pcs.	4	4	4	6
Number of axles	2	2	2	3
Tire	24,0/50-22,5HC16	700/50-22,5 PR 12	700/50-22,5 PR 16	24,0/50-22,5HC16
Maximum tire load, kg.	5400	6000	7000	5000
Single-wire pneumatic braking system	✔	✔	✔	✔
Towing eye size (DxS), mm.	50x30	50x30	50x30	50x30
Working speed, km/h, no more	12	12	12	12
Transport speed, km/h, no more	25	25	25	25
Rate of application (stepless regulation), t/ha	10-60	10-60	10-60	10-60
Hydraulic system operating pressure, MPa, no more	16	16	16	16
Working width of application, m	8-12	8-12	8-12	8-12
PTO rotation frequency, rev./min.	1000	1000	1000	1000
Unloading completeness, %, no less	100	100	100	100
Preservation of load during transportation, %, no less	99,9	99,9	99,9	99,9
Voltage of electrical equipment 12V	✔	✔	✔	✔
EQUIPMENT OF THE MACHINE:				
Parking brake with mechanical drive	✔	✔	✔	✔
Flow regulator	✔	✔	✔	✔
Reversible double conveyor	✔	✔	✔	✔
Spreading device BERMA	✔	✔	✔	✔
Removable working knives of spreading device	✔	✔	✔	✔
Extended boards	✔	✔	✔	✔
Conveyor drive reducer BERMA or TaiM	✔	✔	✔	✔
Thickness of bottom/boards	2/2	2/2	2/2	2/2
OVERALL DIMENSIONS OF THE MACHINE, MM., NO MORE:				
Length	8500	10800	10800	10900
Width	2550	2750	2750	2600
Height on main boards	2750	2750	2950	2900
Height on front extended board	3700	3500	3500	3450
Height on side extended boards	3700	3500	3500	3450
WEIGHT OF THE MACHINE (WITHOUT SPARE PARTS AND EXT. BOARDS), KG±100				
DRAWBAR CATEGORY OF THE TRACTOR 	4-5 130-300 hp	5 and above от 165 hp	5 and above от 165 hp	5 and above от 165 hp



MACHINES FOR MINERAL FERTILIZERS APPLICATION

MACHINES FOR MINERAL FERTILIZERS APPLICATION RU-1000, RU-1600, RU-3000, MTT-4U ARE DESIGNED FOR SURFACE APPLICATION OF MINERAL FERTILIZERS IN GRANULAR AND CRYSTALLINE FORM AND FOR FEEDING OF WINTER GRAIN CROPS (AT THE EARLY STAGE OF GROWTH), MEADOWS AND PASTURES.

DISTINCTIVE FEATURES:

- ☑ Type: mounted
- ☑ Carrying capacity 1 t.
- ☑ Double disc fertilizers spreading device

MADE-TO-ORDER EQUIPMENT:

- Protective awning
- Telescopic cardan
- LED lights
- Tropical version (paint coatings, high-pressure hoses)

DESIGN VERSIONS:

RU-1000 - fertilizers spreader, carrying capacity 1 t.



RU-1000

DISTINCTIVE FEATURES:

- ☑ Type: mounted
- ☑ Carrying capacity 1,6 t.
- ☑ Double disc fertilizers spreading device

MADE-TO-ORDER EQUIPMENT:

- Protective awning
- Telescopic cardan
- LED lights
- Tropical version (paint coatings, high-pressure hoses)

DESIGN VERSIONS:

RU-1600 - fertilizers spreader, carrying capacity 1,6 t.



RU-1600

DISTINCTIVE FEATURES:

- ☑ Type: semi-trailer
- ☑ Carrying capacity 3 t.
- ☑ Single-axle chassis system
- ☑ Double disc fertilizers spreading device

MADE-TO-ORDER EQUIPMENT:

- Protective awning
- Telescopic cardan
- Hydraulic braking system
- LED lights
- Tropical version (paint coatings, high-pressure hoses)

DESIGN VERSIONS:

RU-3000 - fertilizers spreader, carrying capacity 3 t.



RU-3000

DISTINCTIVE FEATURES:

- ☑ Type: semi-trailer
- ☑ Carrying capacity 4 t.
- ☑ Single-axle chassis system
- ☑ Double disc fertilizers spreading device
- ☑ Spring suspension chassis system

MADE-TO-ORDER EQUIPMENT:

- Protective awning
- Telescopic cardan
- Hydraulic braking system
- LED lights
- Anti-splash guards of wheels


DESIGN VERSIONS:

MTT-4U - fertilizers spreader, carrying capacity 4 t.
MTT-4U-1 (springless chassis system)



MTT-4U

SPECIFICATION

	RU-1000	RU-1600	RU-3000	MTT-4U
Type	mounted	mounted	semi-trailer	semi-trailer
Body capacity, m ³	0,85	1,38	2,47	3,8
Carrying capacity, kg, no more	1000	1600	3000	4000
Track size, mm	-	-	1800/2100	1800
Ground clearance, mm, no less	500	500	300	300
Tires	-	-	13,0/75-16 (Bel 76)	16,5/70-18HC-10
Transport speed, km/h, no more	25	25	25	20
Working speed, km/h	8-12	8-12	8-12	6-15
Number of scattering discs	2	2	2	2
Number of blades of scattering disc	2	2	2	4
Disc diameter	430	430	430	650
Working width during granular fertilizers application, m	20-28	20-28	20-28	15-22
Working width during crystal fertilizers application, m	10-14	10-14	10-14	8-10
Working width during lime chemical ameliorants application, m	-	-	-	8-10
Range of doses of granulated and crystallized fertilizers application, kg/ha	40-700	40-700	40-700	100-2500
Range of doses of lime chemical ameliorants application, kg/ha	-	-	-	60-7000
Range of doses of green manure seeds application, kg/ha	10-200	10-200	10-200	-
Loading height (on support spreading device surface), mm, no more	1050	1220	2300	2100
Efficiency per hour of main time during granulated fertilizers application, ha	16,0-33,6	16,0-33,6	16,0-33,6	9,0-21,0
Efficiency per hour of main time during crystallized fertilizers application, ha	8,0-16,8	8,0-16,8	8,0-16,8	4,8-15,0
Efficiency per hour of main time during chemical ameliorants application, ha	-	-	-	-
Specific wheel pressure on the soil, MPa, no more	-	-	0,08	0,15
Tires pressure, MPa	-	-	0,2	0,32
Hydraulic system operating pressure, MPa, no more	16	16	16	-
PTO rotation frequency, rev./min.	540	540	540	540
EQUIPMENT OF THE MACHINE:				
PTO shaft	☑	☑	☑	☑
Protective arc of operating tools	☑	☑	☑	☑
Protective awning	☑	☑	☑	☑
Outside objects protective screen	☑	☑	☑	☑
Stainless steel spreading mechanism	☑	☑	☑	☑
Drawbar mechanical support	☒	☒	☑	☑
Manual parking brake	☒	☒	☑	☑
Discs mechanical drive	☑	☑	☑	☑
OVERALL DIMENSIONS OF THE MACHINE, MM., NO MORE:				
Length	1200	1450	3100	5695
Width	2950	2950	2950	2240
Height	1320	1420	2540	2150
WEIGHT OF THE MACHINE (WITHOUT SPARE PARTS), KG.:				
	400	500	1250	2584
DRAWBAR CATEGORY OF THE TRACTOR 	1,4 55-75 hp	2 75-90 hp	1,4 55-75 hp	1,4 55-75 hp



MACHINES FOR MINERAL FERTILIZERS APPLICATION

MACHINES FOR MINERAL FERTILIZERS APPLICATION RU-7000-1, RU-8, MSH-9 ARE DESIGNED FOR SURFACE APPLICATION OF MINERAL FERTILIZERS IN GRANULAR AND CRYSTALLINE FORM AND FOR FEEDING OF WINTER GRAIN CROPS (AT THE EARLY STAGE OF GROWTH), MEADOWS AND PASTURES, AS WELL AS FOR DOLOMITE FLOUR APPLICATION AND OTHER DUSTY CHEMICAL AMELIORANTS WITH RODS (MSH-9) OR PLATES (RU-7000-1, RU-8)

DISTINCTIVE FEATURES:

- ✔ Type: semi-trailer
- ✔ Carrying capacity 8 t.
- ✔ Two-axle chassis system
- ✔ Double chain-bar conveyor

MADE-TO-ORDER EQUIPMENT:

- Protective awning
- Telescopic cardan
- GPS navigation system
- Anti-splash guards of wheels
- Hydraulic braking system
- Removable towing eye
- LED lights
- Tropical version (tires, paint coatings, high-pressure hoses)

DESIGN VERSIONS:

RU-7000-1 - fertilizers spreader, carrying capacity 8 t.



RU-7000-1

DISTINCTIVE FEATURES:

- ✔ Type: semi-trailer
- ✔ Carrying capacity 14 t.
- ✔ Two-axle chassis system
- ✔ Single chain-slatted conveyor

MADE-TO-ORDER EQUIPMENT:

- Protective awning
- Telescopic cardan
- GPS navigation system
- Anti-splash guards of wheels
- Hydraulic braking system
- Removable towing eye
- LED lights
- Tropical version (tires, paint coatings, high-pressure hoses)

DESIGN VERSIONS:

RU-8 - fertilizers spreader, carrying capacity 14 t.



RU-8

DISTINCTIVE FEATURES:

- ✔ Type: semi-trailer
- ✔ Carrying capacity 10 t.
- ✔ Two-axle chassis system
- ✔ Double chain-bar conveyor
- ✔ Rod application of chemical ameliorants

MADE-TO-ORDER EQUIPMENT:

- Protective awning
- Telescopic cardan
- GPS navigation system
- Anti-splash guards of wheels
- Hydraulic braking system
- Removable towing eye
- LED lights
- Tropical version (tires, paint coatings, high-pressure hoses)

DESIGN VERSIONS:

MSH-9 - fertilizers spreader, carrying capacity 10 t.



MSH-9

SPECIFICATION

	RU-7000-1	RU-8	MSH-9
Type	semi-trailer	semi-trailer	semi-trailer
Body capacity, m ³	7,0	8,0	9,0
Carrying capacity, kg, no more	8000	14000	10000
Track size, mm	2150	1924	2150
Ground clearance, mm, no less	300	300	300
Tires	22,0/70-20(F-118)	24,0/55-22,5(Bel-91)	22,0/70-20 (F-118)
Number of scattering discs	2	2	2
Number of blades of scattering disc	2/3/6	3/6	3/6
Disc diameter	430/640	640	640
Transport speed, km/h, no more	20	25	20
Working speed, km/h	6-15	6-15	6-10
Working width during granular fertilizers application, m	16-25	16-25	-
Working width during crystal fertilizers application, m	8-10	8-10	-
Working width during lime chemical ameliorants application, m	8-10	8-10	10
Range of doses of granulated and crystallized fertilizers application, kg/ha	50-800	50-800	-
Range of doses of lime chemical ameliorants application, kg/ha	600-7000	600-7000	1000-7000
Range of doses of green manure seeds application, kg/ha	-	-	-
Loading height (on support spreading device surface), mm, no more	2500	2680	2600
Efficiency per hour of main time during granulated fertilizers application, ha	16-25	11-40	-
Efficiency per hour of main time during crystallized fertilizers application, ha	8-10	5,5-17	-
Efficiency per hour of main time during chemical ameliorants application, ha	-	-	4,8-10
Specific wheel pressure on the soil, MPa, no more	0,20	0,20	0,20
Tires pressure, MPa	0,22	0,2	0,22
Hydraulic system operating pressure, MPa, no more	16	16	16
PTO rotation frequency, rev./min.	540	540	540

EQUIPMENT OF THE MACHINE:

PTO shaft	✔	✔	✔
Protective arc of operating tools	✔	✔	✔
Protective awning	✔	✔	✔
Outside objects protective screen	✔	✔	✔
Stainless steel spreading mechanism	✔	✔	✔
Drawbar mechanical support	✔	✔	✔
Manual parking brake	✔	✔	✔
Discs mechanical drive	✔	✔	Hydraulic

OVERALL DIMENSIONS OF THE MACHINE, MM., NO MORE:

Length	6600	8070	7500
Width	2680	2536	2700-10600
Height	3120	2850	3120

WEIGHT OF THE MACHINE (WITHOUT SPARE PARTS), KG.:

	5000	5700	5500
--	------	------	------

DRAWBAR CATEGORY OF THE TRACTOR



2
75-90 hp

3
90-110 hp

3
90-110 hp



DISTINCTIVE FEATURES:

- ✔ Type: mounted
- ✔ Working width 1,5 m
- ✔ Rotary disc cutting bar

MADE-TO-ORDER EQUIPMENT:

- Swivel-telescopic shaft
- Cutting bar protective guard
- Mechanism for holding in transport position
- Cutting bar with a drive
- Belt drive

DESIGN VERSIONS:

KIR-1,5-0,2 - trailer mower-shredder



KIR-1,5-0,2

DISTINCTIVE FEATURES:

- ✔ Type: mounted
- ✔ Rotary disc cutting bar
- ✔ Working width 2,1 m.
- ✔ With 6-belt drive

MADE-TO-ORDER EQUIPMENT:

- Field engine
- Additional protective guard for the tractor
- Protective awning
- Telescopic cardan
- Cutting bar produced in Italy
- Cutting bar produced in Russian Federation

DESIGN VERSIONS:

KDN-210A - mounted disc mower (with 4-belt drive)
 KDN-210B - mounted disc mower (with 4-belt drive and imported bar produced in Italy)
 KDN-210V - mounted disc mower (with 4-belt drive and imported bar produced in Russian Federation)



KDN-210

DISTINCTIVE FEATURES:

- ✔ Type: mounted
- ✔ Rotary disc cutting bar
- ✔ Working width 2,4 m.

MADE-TO-ORDER EQUIPMENT:

- Field engine
- Additional protective guard for the tractor
- Protective awning
- Telescopic cardan
- Tropical version (paint coatings, high-pressure hoses)


DESIGN VERSIONS:

KDN-240 - mounted disc mower



KDN-240

SPECIFICATION

	KIR-1,5	KDN-210	KDN-240
Type	tractor semi-trailer	mounted right-sided	mounted right-sided
Constructive working width, m	1,5	2,1±0,02	2,4±0,02
Height of cut (with additional chocks), mm	400(max.)/50(min.)	40-100	50-100
Working speed, km/h	8	5-15	6-15
Transport speed, km/h, no more	20	25	25
Ground clearance, mm, no more	250	280	280
Hydraulic system operating pressure, MPa, no more	-	16	16
Efficiency per hour of main time	15-45 (t/h)	0,9-2,8 (ha/h)	1,3-3,2 (ha/h)
Power consumption, kW, no more	22-37	20	30
Windrow width, m	-	1,2-1,4	1,4-1,8
Swath width, m	-	1,4-1,6	1,6-2,0
Wastage, %, no more	2	1	2
Number of discs	-	4	6
Number of knives	-	8	12
PTO revolutions, rev./min	540	540	1000
EQUIPMENT OF THE MACHINE:			
PTO shaft	✔	✔	✔
Protective screen of cutting machine	✔	✔	✔
Protective awning	✘	✔	✔
Protection from stones	✘	✘	✔
Flap - swath former	✘	✔	✔
Protection against collision with obstacles	✘	✔ traction fuse	✔ traction fuse
Hydraulic cylinder	✘	✔	✔
Knives quick-change system	✘	✘	✘
Device for limiting the pressure of the bar on the soil	✘	✔	✔
Mechanism for holding in transport position	✔	✔	✔
Cutting bar with a drive	✔	✔	✔
Belt drive	✔	✔	✔
OVERALL DIMENSIONS OF THE MACHINE (IN WORKING POSITION), MM., NO MORE:			
Length	4600	1250	1800
Width	2400	3900	4200
Height	4200	1600	1600
OVERALL DIMENSIONS OF THE MACHINE (IN TRANSPORT POSITION), MM., NO MORE:			
Length	-	1250	1770
Width	-	1800	2500
Height on main boards	-	3500	3820
WEIGHT OF THE MACHINE (WITHOUT SPARE PARTS AND EXT. BOARDS), KG.:			
	980	550	550
Hitch device	TSU-1	NU-2	NU-2
DRAWBAR CATEGORY OF THE TRACTOR 	1,4 55-75 hp	1,4 55-75 hp	1,4 55-75 hp



DISC MOWERS

DISC MOWERS ARE DESIGNED FOR MOWING OF ANNUAL AND PERENNIAL CROPS, CULTIVATED IN THE RAW AND MIXED SOWING BOTH ON ARABLE LAND AND ON MEADOW AND DOMESTICATED HAYFIELDS WITH SIMULTANEOUS LAYING OF THE CUT MASS IN A WINDROW OR SWATH.

DISTINCTIVE FEATURES:

- ✔ Type: mounted
- ✔ Rotary disc cutting bar
- ✔ Working width 3,1 m.

MADE-TO-ORDER EQUIPMENT:

- Additional protective guard for the tractor
- Protective awning
- Telescopic cardan

DESIGN VERSIONS:

KDN-310 – mounted disc mower



KDN-310

DISTINCTIVE FEATURES:

- ✔ Type: semi-trailer
- ✔ Rotary disc cutting bar
- ✔ Working width 3,1 m.

MADE-TO-ORDER EQUIPMENT:

- Additional protective guard for the tractor
- Bilge deck activator
- Without removable adapters
- 8 discs, 16 knives
- Roller battering machine

DESIGN VERSIONS:

KDP-310 - semi-trailer disc mower 6-rotor with roller battering machine
 KDP-310-1 - semi-trailer disc mower 6-rotor with bilge deck activator
 KDP-310-2 - semi-trailer disc mower 6-rotor without removable adapters
 KDP-310A - semi-trailer disc mower 8-rotor with roller battering machine
 KDP-310A-1 - semi-trailer disc mower 8-rotor with bilge deck activator
 KDP-310A-2 - semi-trailer disc mower 8-rotor without removable adapters



KDP-310

DISTINCTIVE FEATURES:

- ✔ Type: mounted, frontal
- ✔ Rotary disc cutting bar
- ✔ Working width 3,1 m.

MADE-TO-ORDER EQUIPMENT:

- Additional protective guard for the tractor
- Bilge deck activator
- Without removable adapters
- Roller battering machine
- Device for hitching to the rear mounted hitch NU-3 of Belarus-1221V tractor


DESIGN VERSIONS:

KDF-310 - front disc mower 8-rotor with roller battering machine
 KDF-310-1 - front disc mower 8-rotor with bilge deck activator
 KDF-310-2 - front disc mower 8-rotor without removable machines



KDF-310

SPECIFICATION

	KDN-310	KDP-310	KDF-310
Type	mounted right-sided	semi-trailer	frontal
Constructive working width, m	3,1±0,03	3,1±0,03	3,1±0,03
Height of cut (without additional chocks), mm	50(100)	50(100)	50(100)
Working speed, km/h	6-15	6-15	6-15
Transport speed, km/h, no more	15	20	20
Ground clearance, mm, no more	300	300	300
Hydraulic system operating pressure, MPa, no more	16	16	16
Efficiency per hour of main time, ha/h	1,7-4,2	1,7-4,2	1,7-4,2
Power consumption, kW, no more	35	50	50
Cuticular layer of plants damage, %	-	80	80
Surface wax layer of plants damage, %	-	-	-
Windrow width, m	1,4-2,2	1,4-2,2	1,4-2,2
Swath width, m	2,4-2,6	2,4-2,6	2,4-2,6
Wastage, %, no more	2	2	2
Number of discs	8	6	8
Number of knives	16	16	16
PTO revolutions, rev./min	1000	1000	1000
EQUIPMENT OF THE MACHINE:			
PTO shaft	✔	✔	✔
Protective screen	✔	✔	✔
Protective awning	✔	✔	✔
Protection from stones	✔	✘	✔
Flap - swath former	✔	✔	✔
Protection against collision with obstacles	✔	✔ safety fuse for cardan	✘
Hydraulic cylinder	✔	✔	✔
Knives quick-change system	✘	✘	✘
Device for limiting the pressure of the bar on the soil	✔	✔	✔
Mechanism for holding in transport position	✔	✔	✔
Belt drive	✔	✔	✔
Cutting bar with a drive	✔	✔	✔
OVERALL DIMENSIONS OF THE MACHINE (IN WORKING POSITION), MM., NO MORE:			
Length	2400	2100	6900
Width	5300	3700	5200
Height	1600	1550	1550
OVERALL DIMENSIONS OF THE MACHINE (IN TRANSPORT POSITION), MM., NO MORE:			
Length	4700	2000	8200
Width	2200	3300	3300
Height on main boards	2000	2000	1800
WEIGHT OF THE MACHINE (WITHOUT SPARE PARTS AND EXT. BOARDS), KG.:			
Hitch device	NU-2	NU-2	NU-2
DRAWBAR CATEGORY OF THE TRACTOR 	2,0 75-90 hp	2,0 75-90 hp	2,0 75-90 hp



DISTINCTIVE FEATURES:

- ☑ Type: semi-trailer rotary
- ☑ One rotor
- ☑ Working width 4,5 m.
- ☑ Functions: shoveling, wrapping, scattering of windrows

MADE-TO-ORDER EQUIPMENT:

- ⊙ Telescopic cardan
- ⊙ Tropical version (rubber products, paint coatings)

DESIGN VERSIONS:

GVR - 420 - rotary wrapping rakes



GVR-420

DISTINCTIVE FEATURES:

- ☑ Type: semi-trailer rotary
- ☑ Two rotors
- ☑ Working width 6,3 m.
- ☑ Functions: shoveling, wrapping, scattering of windrows

MADE-TO-ORDER EQUIPMENT:

- ⊙ Telescopic cardan
- ⊙ Tropical version (rubber products, paint coatings)

DESIGN VERSIONS:

GVR - 630 - rotary wrapping rakes



GVR-630

DISTINCTIVE FEATURES:

- ☑ Type: semi-trailer rotary
- ☑ Two rotors
- ☑ Working width 7,0 m.
- ☑ Functions: shoveling, wrapping, scattering of windrows
- ☑ Equipped with slewing reducer

MADE-TO-ORDER EQUIPMENT:

- ⊙ Telescopic cardan
- ⊙ Tropical version (rubber products, paint coatings)

DESIGN VERSIONS:

GR - 700P «Kaskad» - rotary rakes



GR-700P "Kaskad"

DISTINCTIVE FEATURES:

- ☑ Type: semi-trailer wheeled
- ☑ Working width 6,3 m.

MADE-TO-ORDER EQUIPMENT:

- ⊙ Tropical version (rubber products, paint coatings)

DESIGN VERSIONS:


GK - 630 - wheeled rakes.



GK-630

RAKES ARE DESIGNED FOR RAKING OF MOVED GRASS TO ROLLS OR SWATHS AS WELL AS WRAPPING OF GRASS IN SWATHS, TEDDING OR SPREAD OF WINDROWS (EXCEPT GK-630).

SPECIFICATION

	GVR-420	GVR-630	GR-700P	GK-630
Type	semi trailer, rotary	semi trailer, rotary	semi trailer, rotary	semi trailer, wheeled
Efficiency during raking, ha/h.	18	20	24	24
Efficiency during tedding, ha/h.	2,7-5,4	3,7-7,5	4,2-8,4	4,4-9,4
Constructive working width during raking, m	2,7-5,4	3,7-7,5	4,0-7,9	-
Constructive working width during tedding, m	4,5±0,2	6,3±0,3	7,0±0,3	6,3±0,3
Working speed, km/h	4,5±0,2	6,3±0,3	6,6±0,3	-
Transport speed, km/h, no more	15	15	15	15
Number of rotors, pcs.	1	2	2	-
Rotor rotation frequency during raking, s ⁻¹	0,8-1	1-1,25	1-1,7	-
Rotor rotation frequency during tedding, s ⁻¹	1,1-1,2	1,4-1,5	1-1,17	-
Number of double teeth on one rod on the front (rear) rotor, pcs.	4	3	4(3)	-
Number of working wheels (raking), pcs.	-	-	-	14
Number of double teeth on one wheel, pcs.	-	-	-	20
Ground clearance on the axle of the wheels, mm, no less	200	200	200	230
Tires	16x6,50-8	5,00-10	16x6,50-8	175-70R13
Hydraulic system operating pressure, MPa, no more	16	16	16	16
Towing eye size (D×S)	(40 ^{±3})x(30±0,2)	(40 ^{±3})x(30±0,2)	(40 ^{±3})x(30±0,2)	(40 ^{±3})x(30±0,2)
Width of formed windrow during raking, m	no more 1,4	no more 1,4	1,0-2,0	no more 1,2
Wastage of weight during raking, %, no more	100	100	100	100
Coefficient of fluffiness after tedding, no less	0,3	0,3	0,3	-
Tractor specific fuel consumption, kg/ha, no more	1,5	1,1	0,57	1,0
EQUIPMENT OF THE MACHINE:				
Guards of rotors	☑	☑	☑	☒
Windrows forming visor	☑	☒	☑	☒
Rotor	☑	☑	☑	☒
Telescopic cardan	☑	☑	☑	☒
Hydraulic system	☑	☑	☑	☑
Chain transmission	☑	☑	☑	☒
Belt transmission	☑	☑	☑	☒
Balanced chassis system	☑	☑	☑	☒
Slewing reducer	☒	☒	☑	☒
Working wheels	☒	☒	☒	☑
OVERALL DIMENSIONS OF THE MACHINE (IN WORKING POSITION), MM., NO MORE:				
Length	5000	4600	8200	7100
Width	4800	6600	7400	7560
Height	1700	1450	1700	1550
OVERALL DIMENSIONS OF THE MACHINE (IN TRANSPORT POSITION), MM., NO MORE:				
Length	5000	7150	8800	7000
Width	2150	1800	2150	2500
Height on main boards	2600	2280	2600	1750
WEIGHT OF THE MACHINE (WITHOUT SPARE PARTS AND EXT. BOARDS), KG±900				
Hitch device	TSU-1G	TSU-1G	TSU-1G	TSU-1G
DRAWBAR CATEGORY OF THE TRACTOR 	0,9-1,4 62-80 hp	0,9-1,4 62-80 hp	0,9-1,4 62-80 hp	0,9-1,4 62-80 hp



DISTINCTIVE FEATURES:

- ☑ Type: mounted
- ☑ Working width: 70 cm.
- ☑ Bale diameter 60 cm.
- ☑ Functional possibility of twine wrapping
- ☑ Roller pressing chamber of constant type

MADE-TO-ORDER EQUIPMENT:

- Hydro station to manage the opening of the rear camera
- Telescopic cardan 6x6 splines

DESIGN VERSIONS:

PR-60 - round baler



PR-60

DISTINCTIVE FEATURES:

- ☑ Type: semi-trailer
- ☑ Working width: 145 cm.
- ☑ Bale diameter 110 cm.
- ☑ Functional possibility of twine wrapping
- ☑ Roller pressing chamber of constant type
- ☑ Slat chain pressing mechanism

MADE-TO-ORDER EQUIPMENT:

- Tire 13,0/75-16
- Information and control system
- Reinforced pickup mechanism with rubberized road wheels.
- Reinforced pressing mechanism

DESIGN VERSIONS:

PR-F-110 - round baler



PR-F-110

DISTINCTIVE FEATURES:

- ☑ Type: semi-trailer
- ☑ Working width: 145 cm.
- ☑ Bale diameter 145 cm.
- ☑ Functional possibility of twine wrapping
- ☑ Pressing chamber of constant type, slat chain pressing mechanism

MADE-TO-ORDER EQUIPMENT:

- Tires 13,0/75-16
- Information and control system
- Reinforced pressing mechanism
- Reinforced pickup mechanism with rubberized road wheels.
- Removable drawbar (increases the loading rate into a vehicle up to 6 units.)

DESIGN VERSIONS:

PR-F-145SH - round baler with increased working width (190 cm.)
PR-F-145S - round baler with wrapping of bales with twine or mesh



PR-F-145

DISTINCTIVE FEATURES:

- ☑ Type: semi-trailer
- ☑ Working width: 145 cm.
- ☑ Bale diameter 180 cm.
- ☑ Functional possibility of twine wrapping
- ☑ Pressing chamber of constant type, slat chain pressing mechanism

MADE-TO-ORDER EQUIPMENT:

- Tires 13,0/75-16
- Information and control system
- Reinforced pickup mechanism with rubberized road wheels.

DESIGN VERSIONS:

PR-F-180 - round baler



PR-F-180

SPECIFICATION

	PR-60	PR-F-110	PR-F-145	PR-F-145Ш	PR-F-145C	PR-F-180
Type	mounted	semi-trailer	semi-trailer	semi-trailer	semi-trailer	semi-trailer
Bale dimensions (diameter/length), cm	60/70	110/120	145/120	145/120	145/120	180/150
Constructive working width, cm	70	145	145	190	145	165
Track size, mm	1200±25/1325±25	2030±25	2030±25	2030±25	2030±25	2200±25
Working speed, km/h	3-8	6-12	6-12	6-12	6-12	6-12
Transport speed, km/h, no more	25	15	15	15	15	15
Pressing density of hay with moisture from 16% to 18%, kg/m ³	180-220	120-200	120-180	120-200	120-180	120-180
Pressing density of straw with moisture from 16% to 20%, kg/m ³	125-150	80-120	80-120	80-120	80-120	80-100
Pressing density of prewilted grass with moisture from 55% to 60%, kg/m ³	-	-	-	-	-	-
Weight of hay bale, kg	40	120-200	220-370	220-375	220-370	450-700
Weight of straw bale, kg	30	80-130	150-240	150-250	150-240	300-400
Weight of prewilted grass bale, kg	-	-	-	-	-	-
Completeness of picking up harvested hay and prewilted grass mass, %, no less	98	98	98	98	98	98
Completeness of picking up harvested straw mass (not shredded), %, no less	98	95	95	95	95	95
Power consumption without shredding, kW, no more	25	30	35	38	38	45
Power consumption with shredding, kW, no more	-	-	-	-	-	-
Efficiency per hour of main time on hay, t, no less	2,4	4,5	5,5	6,2	7,0	18,0
Efficiency per hour of main time on straw, t, no less	1,5	3,2	4,0	4,6	5,5	13,0
Efficiency per hour of main time for prewilted grass (with shredding), t, no less	-	-	-	-	-	-
Hydraulic system operating pressure, MPa, no more	16	16	16	16	16	16
Ground clearance (on rake guides), mm	300	300	300	300	300	300

EQUIPMENT OF THE MACHINE:

Telescopic cardan	☑	☑	☑	☑	☑	☑
SIU-P system	☒	☒	☒	☒	☑	☒
Wrapping with twine	☑	☑	☑	☑	☑	☑
Wrapping with mesh	☒	☒	☒	☒	☑	☒
Wrapping with polymer film	☒	☒	☒	☒	☒	☒
Removable drawbar	☒	☒	☑	☒	☒	☒
Tire 9,00-16/10,00-16	☒	☑	☑	☑	☑	☑
Tire 16x6,5-8	☑	☒	☒	☑	☒	☒

OVERALL DIMENSIONS OF THE MACHINE, MM., NO MORE:

Length	1250	4030	4150	4150	4350	4100
Width	1500	2300	2300	2370	2300	2500
Height	1300	2100	2400	2400	2400	2800
WEIGHT (WITHOUT SPARE PARTS AND ADD. EQUIPMENT), KG.:	500	1700±50	1900±50	2400±60	2220±50	2350±60

DRAWBAR CATEGORY OF THE TRACTOR



0,6 35 hp	0,9-1,4 62-80 hp	1,4 80 hp	1,4-2,0 80-136 hp	1,4 80 hp	2,0 130-136 hp
--------------	---------------------	--------------	----------------------	--------------	-------------------



DISTINCTIVE FEATURES:

- Type: semi-trailer
- Working width: 190 cm.
- Bale diameter 150 cm.
- Functional possibility of twine and mesh wrapping
- Pressing chamber of constant type, combined pressing mechanism
- Information and control system
- Reinforced pressing mechanism
- Reinforced pickup mechanism with rubberized road wheels

MADE-TO-ORDER EQUIPMENT:

- Device for shredding of picked up mass

DESIGN VERSIONS:

PRI-150 – baler with shredder and wrapping of bales with a twine or mesh.



PRI-150

DISTINCTIVE FEATURES:

- Type: semi-trailer
- Working width: 190 cm.
- Bale diameter 100-160 cm.
- Functional possibility of twine and mesh wrapping
- Pressing chamber of variable type, belt pressing mechanism
- Information and control system
- Reinforced pickup mechanism with rubberized road wheels

MADE-TO-ORDER EQUIPMENT:

- Device for shredding of picked up mass

DESIGN VERSIONS:

PRP-160 – round baler
PRP-160-1 – with a device for shredding of picked up mass and equipment for wrapping of bales with a twine and (or) mesh



PRP-160

DISTINCTIVE FEATURES:

- Type: semi-trailer
- Working width: 220 cm.
- Bale diameter 100-160 cm.
- Functional possibility of mesh, film, twine wrapping
- Simultaneous wrapping with a film and pressing of the next bale
- Pressing chamber of variable type

MADE-TO-ORDER EQUIPMENT:

- Video camera on the bale wrapping mechanism
- Manual electric control of the bale wrapper
- Balance suspension with the possibility to transfer to transport position

DESIGN VERSIONS:

PRP-160-1K- combined baler with pressing chamber of variable type



PRP-160-1K

DISTINCTIVE FEATURES:

- Type: semi-trailer square baler
- Knitting machine produced by «RASSPE» (Germany)
- Reinforced pickup mechanism with rubber track roller
- Reinforced drive chains
- Overload protection of working mechanisms
- Efficiency per hour of main time at bale length 1 m.:
- on hay up to 210 bales ; - on straw up to 150 bales

MADE-TO-ORDER EQUIPMENT:

- Bale counter
- Additional taillight for work in the darkness
- Wheel arm with two big wheels (outside the dimensions of the machine)
- Device for bales loading in semi-trailer with a loop for trailer

DESIGN VERSIONS:

PPT-160 - square baler



PPT-160

ROUND BALERS AND THEIR MODIFICATIONS WITH PRESSING CHAMBER OF CONSTANT AND VARIABLE TYPE ARE DESIGNED FOR PICKING UP WINDROWS OF HAY, STRAW, PREWILTED GRASS WITH PRESSING THEM INTO BALES AND SUBSEQUENT WRAPPING WITH TWINE, MESH OR FILM. SQUARE BALER PPT-160 IS DESIGNED FOR PICKING UP AND PRESSING OF WINDROWS OF HAY OF NATURAL AND SEEDING GRASS AND STRAW INTO SQUARE BALES AND WRAPPING WITH TWINE.

SPECIFICATION

	PRI-150	PRP-160	PRP-160-1K	PPT-160
Type	semi-trailer	semi-trailer	semi-trailer	semi-trailer
Round bale dimensions (diameter/length), cm	150/120	100-160/120±5	100-160/120±5	-
Square bale dimensions (length/width/height), cm	-	-	-	30-130/46 ^{±3} /36 ^{±3}
Section of the pressing chamber (width-height), mm	-	-	-	460 ^{±5} /360 ^{±5}
Constructive working width, cm	190	190	220	165±2,5
Track size, mm	2030±25	2150±25	2500±25	2310±25
Working speed, km/h	6-12	5-12	5-12	5-10
Transport speed, km/h, no more	15	15	25	15
Pressing density of hay with moisture from 20% to 22%, kg/m ³	220-250	250-290	120	150-200
Pressing density of straw with moisture from 10% to 20%, kg/m ³	110-150	140-200	140	80-150
Pressing density of prewilted grass with moisture from 55% to 60%, kg/m ³	400	380-450	450	-
Weight of bale (with bale length 1 m.) on hay, kg.	450-500	600	300	33
Weight of bale (with bale length 1 m.) on straw, kg.	230-300	400	250	26,5
Weight of bale on prewilted grass, kg.	850	900	800	-
Completeness of picking up harvested hay and prewilted grass mass, %, no less	98,5	-	-	-
Completeness of picking up harvested straw mass (not shredded), %, no less	98,5	-	-	-
Completeness of picking up harvested hay, straw, prewilted grass mass, %, no less	-	98,5	98	-
Completeness of picking up harvested straw mass (partly shredded), %, no less	-	95	95	-
Power consumption without shredding, kW	55	30	63	22
Power consumption with shredding, kW	60	45	90	-
Efficiency per hour of main time for hay, t, no less	11	14	15	7,0
Efficiency per hour of main time for straw, t, no less	7,5	7	10	4,0
Efficiency per hour of main time for prewilted grass (with shredding), t, no less	14(12)	18	30	-
Hydraulic system operating pressure, MPa, no more	16	16	16	16
Ground clearance (on rake guides), mm	300	250	250	230
EQUIPMENT OF THE MACHINE:				
Telescopic cardan	☑	☑	☑	☑
SIUP system	☑	☑	☑	☒
Wrapping with twine	☑	☑	☑	☑
Wrapping with mesh	☑	☑	☑	☒
Wrapping with polymer film	☒	☒	☑	☒
Tire 13,0/75-16	☑	☑	☒	☒
Tire 9,00-16/10,00-16	☒	☒	☒	☑
Tire 16x6,5-8	☑	☑	☑	☒
OVERALL DIMENSIONS OF THE MACHINE, MM., NO MORE:				
Length	4000	4300	7100	4120
Width	2450	2550	3100	2725
Height	2500	2400	3500	1665
WEIGHT (WITHOUT SPARE PARTS AND ADD. EQUIPMENT), KG.:	3850±50	3300	6800	1800
DRAWBAR CATEGORY OF THE TRACTOR 	1,4-2,0 80-136 hp	1,4-2,0 80-136 hp	1,4-2,0 80-136 hp	1,4 80 hp



MACHINES FOR FEED PACKAGING AND TRANSPORTATION

DISTINCTIVE FEATURES:

- ☑ Polymer sleeve with diameter 2,7m. and length up to 75 m.
- ☑ Adjustable pressing density

MADE-TO-ORDER EQUIPMENT:

- Polymer sleeves for packaging of bales

DESIGN VERSIONS:

- USM-1 – packager of silage and hay mass and (or) raw beet pulp;
- USM-1-1 – packager of wet flatten grain (a receiving hopper is installed instead of the feed conveyor)



USM-1

DISTINCTIVE FEATURES:

- ☑ Front loading
- ☑ During unloading, after packaging, the bale is automatically installed with its end face on the ground;
- ☑ Hydraulic valve is equipped with soft start section to enable table rotation;
- ☑ Possibility of using 2 standard sizes of stretch film - width from 500 mm to 700 mm.

MADE-TO-ORDER EQUIPMENT:

- A screw mechanism for setting of wrapping machine on the width of the stretch film (500 mm, 700 mm);
- Support belts (on table drums) made of polyurethane;
- Lightweight brake blocks made up of plastic.

DESIGN VERSIONS:



- ORS-2 - wrapper of bales with self-loading



ORS-2

PACKERS ARE DESIGNED FOR STORAGE INTO POLYMER SLEEVE OF CHOPPED OF SILAGE AND HAYLAGE MASS, RAW BEET PULP AND WET FLATTEN GRAIN (USM-1), FOR STORAGE OF HAYLAGE BALES, HAY AND STRAW INTO POLYETHYLENE FILM SLEEVE (UPR-1), WRAPPER (ORS-2) WITH SELF-LOADING IS DESIGNED FOR SEALING OF LEGUME-CEREALS AND PREWILTED GRASS BALES WITH SELF-ADHESIVE POLYMER FILM.

SPECIFICATION

	USM-1
Type	semi-trailer
Stuffer rotation frequency, s-1	0,6±0,05
Tractor's PTO rotation frequency, rev./min.	1000
Diameter of stuffer, mm	540±10
Working length of stuffer, mm	2530±20
Hydraulic system operating pressure, MPa, no more	16,0
Transport speed, km/h, no more	5,0
Density of feed in sleeve, kg/m ³	450-650
Moisture of storing silage and haylage mass	55-75
Moisture of storing raw beet pulp	70-80
The amount of silage and hay mass, raw beet pulp loaded into the sleeve (with a diameter 2,7 m, length 75 m and moisture 75 %), t	185-250
Braking pressure in the sleeve filling density control system, MPa	1-60
Efficiency per hour of main time during packaging of silage, t, no less	40
Efficiency per hour of main time during packaging of haylage, t, no less	30
Efficiency per hour of main time during packaging of raw beet pulp, t	90
OVERALL DIMENSIONS OF THE MACHINE, MM., NO MORE:	
Length (in transport/in working position)	7600/5650
Width (in transport/in working position)	2400/6800
Height (in transport/in working position)	3700/3600
WEIGHT, KG.:	8500
DRAWBAR CATEGORY OF THE TRACTOR 	2,0 130-136 hp
	ORS-2
Type of wrapper	semi-trailer
Tractor hydraulic drive	+
Power consumption, kW, no more	5
Transport speed of the unit, km/h, no more	25
Track size, mm, no less	2000
Ground clearance, mm, no less	200
Number of layers of stretch film during wrapping, pcs.	6
Efficiency per hour of main time during wrapping of bales, pcs., no less	23
Hydraulic system operating pressure, MPa, no more	16
OVERALL DIMENSIONS OF THE MACHINE, MM., NO MORE:	
Length	5100
Width (in transport/in working position)	2380/3140
Height (in transport/in working position)	2200
WEIGHT (WITHOUT SPARE PARTS), KG.:	1450
DRAWBAR CATEGORY OF THE TRACTOR 	1,4 80 hp



GRAIN SHREDDERS

DESIGNED FOR SHREDDING OF GRAIN OF WHEAT, RYE, CORN, BARLEY, OATS, TRITICALE AND THEIR MIXTURES WITH MOISTURE OF UP TO 35% IN ORDER TO PREPARE THEM FOR FEEDING CATTLE, PIGS OR POULTRY.

DISTINCTIVE FEATURES:

- ☑ Type : stationary
- ☑ Shredding of 100% grain
- ☑ Shredding level adjustment with removable sieves
- ☑ Smooth start of the crusher
- ☑ Adding a preservative during the process of grain crushing

MADE-TO-ORDER EQUIPMENT:

- Mobile storage bunker for loading of grain with front loader
- Magnetic separator
- Frequency converter for electric engine control of unloading auger (smooth change of auger speed)

DESIGN VERSIONS:

IVZ-10E - shredder of wet grain with electric drive of working mechanisms. Stationary with the possibility to move.
 IVZ-10D - shredder of wet grain with diesel drive of working mechanisms. Stationary with the possibility to move.



IVZ-10E

DISTINCTIVE FEATURES:

- ☑ Type : stationary
- ☑ Shredding of 100% grain
- ☑ Shredding level adjustment with removable sieves
- ☑ Adding a preservative during the process of grain shredding
- ☑ Possibility of filling the container for the preservative using the unit pump

MADE-TO-ORDER EQUIPMENT:

- Magnetic separator
- Polymer sleeve with diameter 1,5 m.


DESIGN VERSIONS:

IUVZ-20M - mobile shredder of wet grain with efficiency 20 t. per hour, with the function of loading the shredded mass into a sealed polymer sleeve with a diameter 1,5 m.
 IUVZ-10M - mobile shredder of wet grain with efficiency 10 t. per hour, with the function of loading the shredded mass into a sealed polymer sleeve with a diameter 1,5 m.



IUVZ-20M

SPECIFICATION

	IVZ-10E	IVZ-10D	IUVZ-10M	IUVZ-20M
Type	stationary	stationary	semi-trailer	semi-trailer
Efficiency per hour of main time (depending on moisture), t	10	10	10	20
Efficiency per hour of shift time (depending on moisture), t	8	8	9	18
Installed drive power, kW, no more	42	60	60	90
Moisture of grain, %	12-35	12-35	12-35	12-35
Minimum supply of preservative, ltr/min	0,01	0,01	0,01	0,01
Maximum supply of preservative, ltr/min	10	10	10	10
Receiving hopper volume, m3	0,15	0,20	2	2
Preservative container volume, ltr	200	250	100	200
Height of loading, m, no less	2,5	2,7	2,95	2,95
Diameter of drum with hammers, mm	540	540	540	540
Diameter of unloading auger, mm	200	200	200	250
Drum rotation frequency, min-1	2500-3000	2500-3000	2500-3000	2500-3000
Diameter of packing sleeve for shredded grain, m	-	-	1,5±0,01	1,5±0,01
Diameter of cells of removable sieves, mm	6,10,14,18,24	6,10,14,18,24	6,10,14,18,24	6,10,14,18,24
Specific power consumption, kWt-h /t, no more	6	-	-	-
Specific fuel consumption, kg/t, no more	-	2	2	2
EQUIPMENT OF THE MACHINE:				
Installation for supply of preservative	☑	☑	☑	☑
Packing of shredded grain into a polymer sleeve	☒	☒	☑	☑
Unloading auger	☑	☑	☒	☒
Cardan shaft with overrunning and safety clutch	☒	☒	☑	☑
Break blocks	☒	☒	☑	☑
Set of removable sieves	☑	☑	☑	☑
Drive of the shredder from electric engine	☑	☒	☒	☒
Drive of the shredder from diesel engine	☒	☑	☒	☒
Drive of the shredder from tractor's PTO	☒	☒	☑	☑
OVERALL DIMENSIONS OF THE MACHINE (IN WORKING POSITION), MM., NO MORE:				
Length	4300	4900	3750	4000
Width	1500	1700	2600	2600
Height	3500	3250	2900	2900
OVERALL DIMENSIONS OF THE MACHINE (IN TRANSPORT POSITION), MM., NO MORE:				
Length	2800	3500	3750	4000
Width	1500	1800	2600	2600
Height on main boards	1800	1850	2900	2900
STRUCTURAL WEIGHT, KG, NO MORE				
	1800	2000	1900	2200
DRAWBAR CATEGORY OF THE TRACTOR 				
	⊖	⊖	1,4 80 hp	2,0 130-136 hp



BALE SHREDDERS

DISTINCTIVE FEATURES:

- ✔ Type: semi-trailer
- ✔ Self-loading function during installing bales on the end
- ✔ Smooth adjustment during drum rotation speed
- ✔ Availability of a removable unloading socket for loading the shredded mass into the vehicle

MADE-TO-ORDER EQUIPMENT:

- Additional set of knives
- Remote control of drum rotation speed

DESIGN VERSIONS:

IRK-145 - shredders of bales of roughage feed



IRK-145

DISTINCTIVE FEATURES:

- ✔ Type : semi-trailer
- ✔ Self-loading of bales function during working with the stop of the outer bale
- ✔ Smooth adjustment of speed of the feeding conveyor
- ✔ Remote control of the feeding conveyor speed
- ✔ Two speeds of rotation of the thrower
- ✔ Possibility of bedding the shredded mass (with reduced dusting) through the lower unloading window (to the left in the direction of move)

MADE-TO-ORDER EQUIPMENT:

- Additional set of knives
- Hydraulic control of the cutting module

DESIGN VERSIONS:

IGK-5M - shredders of bales of roughage feed



IGK-5M

DISTINCTIVE FEATURES:

- ✔ Type: stationary
- ✔ Availability of a feeding conveyor for three bales
- ✔ Self-loading function during working with a feeding conveyor
- ✔ Changing the angle of inclination of the drum using a manual hydraulic drive
- ✔ Availability of a removable unloading socket for loading the shredded mass

MADE-TO-ORDER EQUIPMENT:

- Additional set of knives and hammers
- Additional set of knives for shredding silage in bales
- Frequency converter for electric engine control of unloading auger (smooth change of auger speed)

DESIGN VERSIONS:

ISS-180 - stationary shredder of straw with a feeding conveyor


IRSS-180 - stationary shredder of straw without a feeding conveyor



ISS-180

SHREDDERS IRK-145, IGK-5M ARE DESIGNED FOR SELF-LOADING, TRANSPORTATION, SHREDDING OF ROUGHAGE BALES AND DISTRIBUTION OF SHREDDED MASS DURING MOVING TO FEEDERS OR ON A FEEDING TABLE, AS WELL AS FOR SUPPLYING OF LITTER MATERIAL TO STALLS AND OPEN AREAS. ISS-180 IS DESIGNED FOR LOADING AND SHREDDING OF DRY PLANT MATERIALS IN BALES IN A STATIONARY MODE WITH UNLOADING OF MATERIAL IN BULK OR INTO A VEHICLE.

SPECIFICATION

	IRK-145	IGK-5M
Type	semi-trailer	semi-trailer
Carrying capacity: kg	800	1600
Number of loading bales, pcs.	1	2
Dimensions of shredding bales (length, diameter), no more, mm	1200/1600	1500/1800
Degree of shredding, mm (shredded fraction length)	50...200	20...200
Type of shredding mechanism	mill	drum
Drive of shredding mechanism: PTO of tractor (rev./min)	540	540
Feeding distance, m, no more	6	16,0
Hydraulically controlled bale loading	+	+
Degree of additional shredding	-	+
Wheel track, mm	1750	1837
Ground clearance, mm	300	300
Braking system	-	+
Maximum speed, km/h	25	15
Efficiency during shredding of bales, pcs./h	up to 7	up to 12
OVERALL DIMENSIONS OF THE MACHINE, MM., NO MORE:		
Length	3800	4950
Width	2400	2120
Height	2600	2610
WEIGHT, KG.:		
	1550	3350
DRAWBAR CATEGORY OF THE TRACTOR 	1,4 80 hp	1,4 80 hp

	ISS-180
Type	stationary
Drive of shredder	electric
Drive of feed conveyor	electric
Carrying capacity, kg	800
Number of loading bales, pcs.	1
Capacity of feed conveyor, number of bales, pcs	3
Dimensions of shredding bales (length, diameter), no more, mm	1500/1800
Density of bale, kg/m ³	150-400
Degree of shredding (depending on the cells of the sieve (□22, □26, □36), mm)	10...36
Power consumption, kW, no more	47,6
Type of shredding mechanism	rotor with knives and hammer shredding mechanism
Material moisture in bales, %, no more	35
Unloading completeness, %, no more	98
Efficiency during shredding of bales, pcs./h	до 6
OVERALL DIMENSIONS OF THE MACHINE, MM., NO MORE:	
Length (with feeding conveyor/without conveyor)	9000/3700
Width (in transport/in working position)	2600
Height (in transport/in working position)	3000
WEIGHT, KG.:	3200



FEED DISPENSERS

DISTINCTIVE FEATURES:

- ✔ Bunker capacity 8 m³
- ✔ Electronic weighting system
- ✔ One vertical mixing auger
- ✔ Unloading conveyor
- ✔ Bunker wall thickness 8 mm

MADE-TO-ORDER EQUIPMENT:

- Without electronic weighting system

DESIGN VERSIONS:

- SRV-8 – feed dispenser with unloading conveyor
- SRV-8B – feed dispenser with unloading windows



SRV-8

DISTINCTIVE FEATURES:

- ✔ Bunker capacity 12m³
- ✔ Electronic weighting system
- ✔ Two vertical mixing augers
- ✔ Bunker wall thickness 8 mm

MADE-TO-ORDER EQUIPMENT:

- Without electronic weighting system
- Restraining rim (prevention of feed mixture dumping)

DESIGN VERSIONS:


- ISRV-12 – feed dispenser
- ISRV-12-1- feed dispenser with a reduction gear of the auger drive



ISRV-12

FEED DISPENSERS SRV-8, ISRV-12 ARE DESIGNED FOR LOADING, MIXING, TRANSPORTATION AND DISTRIBUTION OF MIXTURES OF STALKED AND CONCENTRATED FEED WITH INDICATION OF THEIR WEIGHT.

SPECIFICATION

	SRV-8	ISRV-12-1
Type	semi-trailer	semi-trailer
Carrying capacity (constructive), kg., no more	3000	4500
Bunker capacity, m ³	8±0,5	12±0,5
Loading height, mm., no more	2800	2600
Ground clearance, mm., no more	300	300
Track size, mm	1775±25	1775±25
Static vertical load on the tractor hitch (TSU-2V (fork), kN, no more	20	20
Maximum feed mixture supply height through the right unloading window, m., no more	0,75	0,75
Working speed (during distribution of feed mixture), km/h	3	3
Transport speed, km/h	12	12
Preservation of the feed mixture during transportation, %	100	100
Unloading completeness, %	98	98
Minimum feed distribution limit, kg./run. m	5,0	5,0
Maximum feed distribution limit, kg./run. m	35,0	35,0
Mixing time after the end of loading, min.	5-7	5-7
Unevenness of feed mixing, %	20	20
Unevenness of feed distribution by length of feed line, %	16	20
Irreversible feed loss during distribution, %	not allowed	not allowed
Hydraulic system operating pressure, MPa, no more	16	16
Requirements for the system of weight indication control load. components lower range, kg., no more	5	5
Requirements for the system of weight indication control load. components upper range, kg., no more	4500	4500
Permissible error of weight indication control of loading components, kg., no more	±5	±5
Towing eye size (DxS)	50 ⁺⁵ x 30 ⁺²	50 ⁺⁵ x 30 ⁺²
Efficiency during loading, mixing, distribution, t/h	9	16
Power consumption, kW, no more	50	50
EQUIPMENT OF THE MACHINE:		
Telescopic cardan shaft	✔	✔
Electronic weighting system	✔	✔
Platform for observation and stairs	✔	✔
Manual parking brake	✔	✔
OVERALL DIMENSIONS OF THE MACHINE, MM., NO MORE:		
Length	4400	5900
Width (in transport position)	2300	2300
Width (in working position)	2300	2300
Height (in working position)	2800	4900
WEIGHT (WITHOUT SPARE PARTS AND ADD. EQUIPMENT), KG.:		
	3100	4900
DRAWBAR CATEGORY OF THE TRACTOR 	1,4 80 hp	1,4 80 hp



FEED DISPENSERS

DISTINCTIVE FEATURES:

- ✓ Bunker capacity 12 m³
- ✓ Electronic weighting system
- ✓ Two horizontal auges
- ✓ Unloading conveyor on the right side

MADE-TO-ORDER EQUIPMENT:

- Two unloading conveyors on both sides
- Two unloading trays on both sides
- Without electronic weighting system
- Restraints (to prevent feed dumping), 2 pcs.

DESIGN VERSIONS:

RSK-12-1 – feed dispenser with autonomous oil station
 RSK-12-2 – feed dispenser
 RSK-12-3 – feed dispenser with grab loader
 RSK-12-4 – feed dispenser with two-speed reducer



RSK-12-2

DISTINCTIVE FEATURES:

- ✓ Bunker capacity 17 m³
- ✓ Electronic weighting system
- ✓ Two horizontal auges
- ✓ Unloading conveyor on the right side

MADE-TO-ORDER EQUIPMENT:

- Two unloading conveyors on both sides
- Two unloading trays on both sides
- Without electronic weighting system
- Restraints (to prevent feed dumping), 2 pcs.

DESIGN VERSIONS:

RSK-17 - feed dispenser



RSK-17

DISTINCTIVE FEATURES:

- ✓ Bunker capacity 12 m³
- ✓ Electronic weighting system
- ✓ Two horizontal auges
- ✓ Unloading conveyor on the right side

MADE-TO-ORDER EQUIPMENT:

- Two unloading conveyors on both sides
- Two unloading trays on both sides
- Without electronic weighting system

DESIGN VERSIONS:

PRSK-12 – feed dispenser with loading mill



PRSK-12

DISTINCTIVE FEATURES:

- ✓ Possibility to transport loads
- ✓ Possibility of back unloading (through the tailgate)
- ✓ Reversible working of longitudinal conveyor
- ✓ Adjustable speed of longitudinal conveyor

MADE-TO-ORDER EQUIPMENT:

- Changing of track size

DESIGN VERSIONS:


KR-F-10-1 – feed dispenser with reduced overall dimensions
 KR-F-10-2 – feed dispenser



KR-F-10-2

FEED DISPENSERS ARE DESIGNED FOR LOADING (PRSK-12, RSK-12-3), RESHREDDERING (PRSK-12, RSK-12-1, RSK-12-2, RSK-12-3, RSK-12-4, RSK-17), MIXING, TRANSPORTATION AND DISTRIBUTION OF STALKED AND CONCENTRATED FEED WITH INDICATION OF THEIR WEIGHT (EXCEPT KR-F-10-1, KR-F-10-2).

SPECIFICATION

	RSK-12-2	RSK-17	PRSK-12	KRF-10-2
Type	semi-trailer	semi-trailer	semi-trailer	semi-trailer
Carrying capacity (constructive), kg., no more	4300	6100	4300	4300
Bunker capacity, m ³	12±0,5	17±0,5	12±0,5	10±0,5
Loading height, mm., no more	2500	2650	2500	2550
Ground clearance, mm., no more	300	250	300	300
Mill lifting height, mm., no more	-	-	3500	-
Track size, mm	1575±25	1675±25	1675±25	1680±25
Static vertical load on the tractor hitch (TSU-2 (hydraulic hook), kN, no more	14	-	-	14
Static vertical load on the tractor hitch (TSU-2V (fork), kN, no more	-	20	20	-
Maximum feed mixture supply height through the right unloading window, m., no more	0,75	0,75	0,75	0,75
Maximum feed mixture supply height through the left unloading window, m., no more	on the feeding table	on the feeding table	on the feeding table	-
Working speed (during distribution of feed mixture), km/h	3	3	3	3
Transport speed, km/h	10	10	10	25
Preservation of the feed mixture during transportation, %	100	100	100	100
Unloading completeness, %	98	98	98	98
Minimum feed distribution limit, kg./run. m	5,0	5,0	5,0	5,0
Maximum feed distribution limit, kg./run. m	35,0	35,0	35,0	35,0
Mixing time after the end of loading, min.	5-7	7-10	5-7	-
Unevenness of feed mixing, %	20	20	20	-
Unevenness of feed distribution by length of feed line, %	16	16	20	-
Irreversible feed loss during distribution, %	not allowed	not allowed	not allowed	not allowed
Hydraulic system operating pressure, MPa, no more	16	16	16	16
Mill rotation hydraulic system operating pressure, MPa, no more	-	-	23	-
Requirements for the system of weight indication control load. components lower range, kg., no more	5	5	5	-
Requirements for the system of weight indication control load. components upper range, kg., no more	4500	10000	4500	-
Permissible error of weight indication control of loading components, kg., no more	±5	±5	±5	-
Towing eye size (DxS)	50 ⁺⁵ x 30 ⁺²	50 ⁺⁵ x 30 ⁺²	50 ⁺⁵ x 30 ⁺²	50 ⁺⁵ x 30 ⁺²
Efficiency during self-loading, mixing, distribution, t/h	-	-	10	-
Efficiency during loading, mixing, distribution, t/h	20,5	23,6	20,5	11,3
Power consumption, kW, no more	50	50	50	50
EQUIPMENT OF THE MACHINE:				
Telescopic cardan shaft	✓	✓	✓	✓
Electronic weighting system	✓	✓	✓	✓
Manual parking brake	✓	✓	✓	✓
OVERALL DIMENSIONS OF THE MACHINE, MM., NO MORE:				
Length	6100	6950	7300	6700
Width (in transport position)	2070	2070	2070	2250
Width (in working position)	2500	2500	2500	2250
Height (in working position)	2500	2650	2500	2550
WEIGHT (WITHOUT SPARE PARTS AND ADD. EQUIPMENT), KG.:				
	4300	4900	5300	2850
DRAWBAR CATEGORY OF THE TRACTOR 	1,4 80 hp	2,0 130-136 hp	1,4 80 hp	1,4 80 hp

FEED DISPENSERS

FEED DISPENSERS



MACHINES FOR FLAX HARVESTING

DISTINCTIVE FEATURES:

- ✔ Type: semi-trailed
- ✔ Belt pressing chamber of variable type.
- ✔ Possibility to adjust the pressing density of bale.
- ✔ Working width 1,3, m/ quantity of belts 1 pcs.
- ✔ Adapted to agrotechnical conditions of low-yielding flax crops in Russian Federation and Belarus

MADE-TO-ORDER EQUIPMENT:

- Telescopic cardan
- Rubber products (removable pressing belts)

DESIGN VERSIONS:

PRL-150 – baler with pressing chamber of variable type for flax harvesting in bales with conducting two strands of twine between layers in a bale and subsequent external wrapping
 PRL-150AM - baler equipped with information and control system
 PRL-150MG - baler equipped with a hydraulic drive with a microprocessor control system



PRL-150

DISTINCTIVE FEATURES:

- ✔ Type: semi-trailer
- ✔ Wrapping belt conveyor
- ✔ Safety clutch
- ✔ Width of pulling 1,5 m.

MADE-TO-ORDER EQUIPMENT:

- Telescopic cardan
- Rubber products (removable pressing belts)

DESIGN VERSIONS:

OL-140 – flax strip turner is designed for turning flax straw in the process of maturing in the straw, as well as before picking the flax straw up with the purpose of its natural drying and improvement harvesting conditions



OL-140

DISTINCTIVE FEATURES:

- ✔ Type: mounted
- ✔ Composition of 3 sections
- ✔ Rakes with spring tines
- ✔ Working width 4,5 m.

MADE-TO-ORDER EQUIPMENT:

- Telescopic cardan

DESIGN VERSIONS:


VLN-4,5 – flax strip lifter is designed for separation of flax strip to the field surface in order to reduce the content of moisture of stalks and improve the conditions for picking them up





VLN-4, 5

BALERS PRL ARE DESIGNED FOR FLAX STRAW HARVESTING WITH PRESSING INTO CYLINDRICAL BALES WITH CONDUCTING TWO STRANDS OF TWINE BETWEEN LAYERS IN A BALE AND SUBSEQUENT EXTERNAL WRAPPING. FLAX STRIP TURNER OL-140 IS DESIGNED FOR TURNING OF FLAX STRAW STRIPS IN THE PROCESS OF MATURING IN THE STRAW, AS WELL AS BEFORE PICKING THE FLAX STRAW UP. FLAX STRIPS LIFTER VLN-4,5 IS DESIGNED FOR SEPARATION OF FLAX STRIP TO THE FIELD SURFACE IN ORDER TO REDUCE THE CONTENT OF MOISTURE OF STALKS AND IMPROVE THE CONDITIONS FOR PICKING THEM UP.

SPECIFICATION

	PRL-150	PRL-150AM	PRL-150MG
Type	semi-trailer	semi-trailer	semi-trailer
Working speed, km/h	6,0-10,0	10,0-15,0	10,0-15,0
Transport speed, km/h, no more	15	15	15
Constructive working width, m (number of tapes)	1,3 (1)	1,3 (1)	1,3 (1)
Track size, mm	2000±25	2000±25	2200±25
Ground clearance (on rake guides), mm.	250	250	250
Hydraulic system operating pressure, MPa, no more	16,0	16,0	23,0
PTO rotation frequency, rev./min.	540	540	1000
Bale parameters (weight,kg./diameter,cm./width,cm.)	220±50/150/120	220±50/150/120	220±50/150/120
Bale density, kg/m3	90-120	90-120	90-120
Coefficient of bale taper	0,93-1,06	0,93-1,06	0,93-1,06
Bale clogging, %, no more	3,0	3,0	3,0
Elongation of the tape in a bale, times, no more	1,3	1,3	1,3
Consumption of wrapping twine during external bale wrapping, (with linear density 4500 tex, Ø 1,5m. and weight 250 kg), kg/t	1,4	1,4	1,4
Consumption of wrapping twine during conducting of two strands of twine along the full length of flax strip and external bale wrapping, (with linear density 4500 tex, Ø 1,5 m and weight 250 kg), kg/t	5,6	5,6	5,6
Efficiency per hour of operational time, ha.	0,6	0,6	0,8
OVERALL DIMENSIONS OF THE MACHINE, MM., NO MORE:			
Length	3800	3800	3800
Width	2380	2380	2380
Height	2380	2380	2380
WEIGHT, KG.:	2100±50	2100±50	2700±20
DRAWBAR CATEGORY OF THE TRACTOR 	1,4 80 hp	1,4 80 hp	1,4 80 hp

	OL-140	VLN-4,5	
Type	semi-trailer	mounted	
Width of conveyor belts, mm, no less	150	300	
Height of conveyor pegs, mm, less	50	6-10	
Ground clearance, mm, no less	300	15	
Turning radius, m, no more	12	Efficiency per hour of main time, ha/h	
Working speed, km/h, no more	8,0	2,7-5,4	
Transport speed, km/h, no more	15	Hydraulic system operating pressure, MPa, no more	
Efficiency per hour of main time (during the width of pulling 1,5 m., run length 600-1000 m),ha/h.	1,20	16,0	
Hydraulic system operating pressure, MPa, no more	16,0	OVERALL DIMENSIONS OF THE MACHINE, MM., NO MORE:	
OVERALL DIMENSIONS OF THE MACHINE, MM., NO MORE:			Length in working position
Length (in transport/in working position)	5300/5300	2050	Width in working position
Width (in transport/in working position)	3740/3740	4400	Height in working position
Height (in transport/in working position)	2000/1980	1000	Length in transport position
WEIGHT, KG.:	980	2050	Width in transport position
DRAWBAR CATEGORY OF THE TRACTOR 	1,4 80 hp	4400	Height in transport position
		1310	WEIGHT (WITHOUT SPARE PARTS), KG.:
		1450	DRAWBAR CATEGORY OF THE TRACTOR 
			1,4 80 hp



TRACTOR SEMI-TRAILERS

TRACTOR SEMI-TRAILERS ARE DESIGNED FOR TRANSPORTATION OF AGRICULTURAL MATERIALS ON LOCAL ROADS OF IV-VI CATEGORIES AND IN THE FIELD (WITHOUT ACCESS TO ROADS OF I-III CATEGORIES).

DISINCTIVE FEATURES:

- ☑ Carrying capacity 3,5 t.
- ☑ Single-axle chassis system
- ☑ Mechanical opening of boards

MADE-TO-ORDER EQUIPMENT:

- Two-wire pneumatic braking system
- Increased thickness of bottom/boards
- Removable towing eye

DESIGN VERSIONS:

- PST-3,5 – tractor semi-trailer with carrying capacity 3,5 t. with unloading back
- PST-3,5-1 – tractor semi-trailer with extended boards (boards sheathing – metal mesh) with unloading back
- PST-3,5A – tractor semi-trailer with carrying capacity 3,5 t. with unloading on three sides



PST-3.5

DISINCTIVE FEATURES:

- ☑ Carrying capacity 6 t.
- ☑ Single-axle chassis system
- ☑ Sealed body
- ☑ Sloped tailgate

MADE-TO-ORDER EQUIPMENT:

- Two-wire pneumatic braking system
- Extended metal boards with a height 200 mm.
- Increased thickness of bottom/boards
- Removable towing eye
- Anti-splash guards

DESIGN VERSIONS:

- PST-6 – tractor semi-trailer with carrying capacity 6 t with unloading back



PST-6

DISINCTIVE FEATURES:

- ☑ Carrying capacity 9,5 t.
- ☑ Two-axle chassis system
- ☑ The tailgate rises automatically when the body is lifted;
- ☑ The tailgate has swing doors for manual loading/unloading of goods;

MADE-TO-ORDER EQUIPMENT:

- Tailgate with an auger PNSH-1 for filling grain into seeders or reloading to another trailer.
- Extended metal boards with a height of 200 mm.
- Extended mesh boards with a height of 800 mm.
- Two-wire pneumatic braking system.
- Hydraulic braking system
- Spring balanced suspension
- Anti-splash guards of wheels

DESIGN VERSIONS:

- PST-9 – tractor semi-trailer with carrying capacity 9,5 t. with unloading back



PST-9

DISINCTIVE FEATURES:

- ☑ Carrying capacity 12 t.
- ☑ Two-axle chassis system
- ☑ The tailgate rises automatically when the body is lifted
- ☑ The tailgate has swing doors for manual loading/unloading of goods

MADE-TO-ORDER EQUIPMENT:

- Tailgate with an auger PNSH-1 for filling grain into seeders or reloading to another trailer.
- Extended metal boards with a height of 200 mm.
- Extended mesh boards with a height of 800 mm.
- Two-wire pneumatic braking system.
- Hydraulic braking system
- Spring balanced suspension
- Anti-splash guards of wheels


DESIGN VERSIONS:

- PST-12 – tractor semi-trailer with carrying capacity 12 t. with unloading back



PST-12

SPECIFICATION

	PST-3,5	PST-3,5A	PST-6	PST-9	PST-12
Type	semi-trailer	semi-trailer	semi-trailer	semi-trailer	semi-trailer
Carrying capacity, t, no more	3,5	3,5	6,0	9,5	12,0
Allocation of the total weight to the towing eye with rated load on supports, kg, no more	600	1100	1050	1300	1800
Allocation of the total weight to the chassis system with rated load on supports, kg, no more	3800	3600	6725	11660	13780
Internal dimensions of the body (length/width/height),m	2,475/1,68/0,5	2,420/1,720/0,54	3,8/1,895/1,286	4,65/2,135/1,05	4,65/2,135/1,3
Body capacity, full with extended boards, m3	4	-	-	12,5/17,5	14,5/19,5
Body capacity, without extended boards, m3	2,0±0,1	2,7±0,2	7,0±0,3	10,5±0,3	12,5±0,3
Thickness of bottom/boards,	2/1,5	2/1	3/3	3/2	3/2
Size of extended boards, mm	500	-	-	200/800	200/800
Transport speed, km/h, no more	25	25	25	25	25
Loading height on bottom of the body, mm, no more	1000	1025	750	1275	1275
Loading height on boards, mm, no more	1500	1560	2050	2325	2575
Ground clearance, mm, no less	300	300	300	300	300
Tires	10,0/75-15,3HC-14	9,00-16	16,5/70-18HC10	16,5/70-18HC10	16,5/70-18HC14
Tires pressure	0,55±0,01	0,35±0,01	0,37±0,01	0,31±0,01	0,41±0,01
Inter-axle distance, mm	-	-	-	1110(1250)	1110(1250)
Track size, mm	1400±25	1400±25	2040±25	2050±25	2050±25
Minimum turning radius, m	-	-	-	-	-
Body tipping angle, no less	50°	50°	84°	50°	50°
Body tipping time (with operating liquid supply 50 ltr/min), s, no more	30	30	15	30	30
Hydraulic system operating pressure, MPa, no more	16	16	16	16	16
Towing eye size, D×S, mm	(50 ⁺⁵)×(30 ⁺²)	(50 ⁺⁵)×(30 ⁺²)	(50 ⁺⁵)×(30 ⁺²)	(50 ⁺⁵)×(30 ⁺²)	(50 ⁺⁵)×(30 ⁺²)
Unloading complet. without manual cleaning, %, no less	99	99	99	99	99
Efficiency per hour of main time, t, no less	53	53	90	135	175
Load on the drawbar loop, H2	-	-	1050	1300	1800
EQUIPMENT OF THE MACHINE:					
Single-wire pneumatic braking system	☑	☑	☑	☑	☑
Parking brake with mechanical drive	☑	☑	☑	☑	☑
Light signal equipment	☑	☑	☑	☑	☑
Chassis	☑	☑	☑	☑	☑
Body	☑	☑	☑	☑	☑
OVERALL DIMENSIONS OF THE MACHINE (IN TRANSPORT POSITION), MM., NO MORE:					
Length	3700	3500	5145	6000	6000
Width	1800	1910	2500	2500	2500
Height	1500	1580	2050	2415	2665
WEIGHT, KG, (WITHOUT SPARE PARTS)	900	1100	1775	3460	3580
DRAWBAR CATEGORY OF THE TRACTOR 	0,6 26 hp	0,6 26 hp	1,4 60 hp	1,4 60 hp	1,4-2,0 60-136 hp



TRACTOR SEMI-TRAILERS

TRACTOR SEMI-TRAILERS ARE DESIGNED FOR TRANSPORTATION OF AGRICULTURAL MATERIALS ON LOCAL ROADS OF IV-VI CATEGORIES AND IN THE FIELD (WITHOUT ACCESS TO ROADS OF I-III CATEGORIES).

DISCTINCTIVE FEATURES:

- ✔ Carrying capacity 12,0 t.
- ✔ Two-axle chassis system
- ✔ Side boards are rubber sealed
- ✔ Composite side boards (bottom, top)
- ✔ Forced closing of the lower side board
- ✔ Spring chassis system

MADE-TO-ORDER EQUIPMENT:

- Two-wire pneumatic braking system;
- Increased thickness of the bottom/boards
- Removable towing eye
- Spare wheel carrier
- Hitch device for coupling to a road train with PSTB-17

DESIGN VERSIONS:

PCTB-12 tractor semi-trailer with carrying capacity 12 t. with unloading on two sides



PSTB-12

DISCTINCTIVE FEATURES:

- ✔ Carrying capacity 14,0 tons
- ✔ Two-axle chassis system
- ✔ Low pressure tires
- ✔ Hydraulic tailgate

MADE-TO-ORDER EQUIPMENT:

- Two-wire pneumatic braking system;
- Extended metal boards with a height of 560 mm.
- Increased thickness of the bottom/boards
- Removable towing eye
- Anti-splash guards of wheels

DESIGN VERSIONS:

PST-14 – tractor semi-trailer with carrying capacity 14 t. with unloading back



PST-14

DISCTINCTIVE FEATURES:

- ✔ Carrying capacity 18,0 tons
- ✔ Two-axle chassis system
- ✔ Low pressure tires
- ✔ Hydraulic tailgate

MADE-TO-ORDER EQUIPMENT:

- Two-wire pneumatic braking system;
- Extended metal boards with a height of 560 mm.
- Increased thickness of the bottom/boards
- Removable towing eye
- Anti-splash guards of wheels

DESIGN VERSIONS:

PST-18 – tractor semi-trailer with carrying capacity 18 t. with unloading back



PST-18

DISCTINCTIVE FEATURES:

- ✔ Carrying capacity 24,0 t
- ✔ Three-axle chassis system
- ✔ Low pressure tires
- ✔ Reduced load on towing hitch of the tractor;
- ✔ Increased transverse stability;
- ✔ Hydraulic tailgate

MADE-TO-ORDER EQUIPMENT:

- Two-wire pneumatic braking system;
- Extended metal boards with a height of 560 mm.
- Increased thickness of the bottom/boards
- Removable towing eye
- Anti-splash guards of wheels


DESIGN VERSIONS:

PST-24 – tractor semi-trailer with carrying capacity 24 t. with unloading back



PST-24

SPECIFICATION

	PSTB-12	PST-14	PST-18	PST-24
Type	semi-trailer	semi-trailer	semi-trailer	semi-trailer
Carrying capacity, t, no more	12,0	14,0	18,0	24,0
Allocation of the total weight to the towing eye with rated load on supports, kg, no more	1800	3000	3000	2000
Allocation of the total weight to the chassis system with rated load on supports, kg, no more	14900	15500	20000	29200
Internal dimensions of the body (length/width/height),m	5,59/2,235/1,195	4,75/2,246/1,26	5,5/2,246/1,26	7,1/2,246/1,260
Body capacity, full with extended boards, m3	-	18,9	22,3	28,9
Body capacity, without extended boards, m3	15,0±0,3	13,0±0,5	15,5±0,75	20,0±0,3
Thickness of bottom/boards, mm	3/2	3/2	3/2	3/2
Size of extended boards, mm	-	560	560	560
Transport speed, km/h, no more	25	25	25	25
Loading height on bottom of the body, mm, no more	1450	1550	1550	1550
Loading height on boards, mm, no more	2670	2850	2850	2850
Ground clearance, mm, no less	300	300	300	300
Tires	16,5/70-18HC14	20/60-22,5HC12	20/60-22,5HC16	20/60-22,5HC16(24.0/50-22,5HC12)
Tires pressure	0,41±0,01	0,22±0,01	0,32±0,01/0,24±0,01	0,24±0,01/0,32±0,01
Inter-axle distance, mm	1250	1400	1400	1400
Track size, mm	2040±25	2025±25	2025±25/1925±25	2025±25/1925±25
Body tipping angle, no less	45°	50°	50°	50°
Body tipping time (with operating liquid supply 50 ltr/min), s, no more	30	45	45	50
Hydraulic system operating pressure, MPa, no more	16	16	16	16
Size of towing eye, D×S, mm	(50 ⁺³)×(30 ⁺²)	(50 ⁺³)×(30 ⁺²)	(50 ⁺³)×(30 ⁺²)	(50 ⁺³)×(30 ⁺²)
Unloading complet. without manual cleaning, %, no less	99	99	99	99
Efficiency per hour of main time, t, no less	175	200	250	325
Load on the drawbar loop, H2	1800	3000	3000	2000
EQUIPMENT OF THE MACHINE:				
Single-wire pneumatic braking system	✔	✔	✔	✔
Parking brake with mechanical drive	✔	✔	✔	✔
Light signal equipment	✔	✔	✔	✔
Wheel chocks	✔	✔	✔	✔
Spare wheel carrier	✘	✘	✘	✘
OVERALL DIMENSIONS OF THE MACHINE (IN TRANSPORT POSITION), MM., NO MORE:				
Length	7600	6500	7250	9200
Width	2500	2550	2550	2550
Height	2750	2850	2850	2850
WEIGHT, KG, (WITHOUT SPARE PARTS)				
	4500	4400	5000	7200
DRAWBAR CATEGORY OF THE TRACTOR 	1,4-2,0 75-136 л.с.	2,0 (V hydraulic system no less 35 ltr.) 3,0 130-228 hp	3-4 156-212 hp	5 300-354 hp



DISTINCTIVE FEATURES:

- ✔ Carrying capacity 4,5 t.
- ✔ Two-axle chassis system
- ✔ Suspended front and rear axle

MADE-TO-ORDER EQUIPMENT:

- Two-wire pneumatic braking system
- Increased thickness of bottom/boards
- Removable towing eye
- Anti-splash guards of wheels

DESIGN VERSIONS:

2PTS-4,5 – tractor trailer with carrying capacity 4,5 t with unloading on three sides;
 2PTS-4,5-1 – tractor trailer with extended boards (boards sheathing – metal mesh) with unloading on three sides;
 2PTS-4,5-2 – tractor trailer with extended boards (boards sheathing – metal mesh) with unloading on three sides.



2PTS-4.5

DISTINCTIVE FEATURES:

- ✔ Carrying capacity 6,0 t.
- ✔ Two-axle chassis system
- ✔ Suspended front and rear axle

MADE-TO-ORDER EQUIPMENT:

- Two-wire pneumatic braking system
- Increased thickness of bottom/boards
- Removable towing eye
- Anti-splash guards of wheels

DESIGN VERSIONS:

2PTS-6 – tractor trailer with carrying capacity 6 t with unloading on three sides;
 2PTS-6-1 – tractor trailer with extended boards (boards sheathing – metal mesh) with unloading on three sides;
 2PTS-6-2 – tractor trailer with extended boards (boards sheathing – metal sheet) with unloading on three sides.



2PTS-6

DISTINCTIVE FEATURES:

- ✔ Carrying capacity 17,0 t.
- ✔ Two-axle chassis system
- ✔ Suspended front axle
- ✔ Spring-balanced rear trolley

MADE-TO-ORDER EQUIPMENT:

- Two-wire pneumatic braking system
- Increased thickness of bottom/boards
- Removable towing eye for coupling to a road train with PSTB-12
- Anti-splash guards of wheels
- Spare wheel carrier


DESIGN VERSIONS:

PSTB-17 – tractor trailer with carrying capacity 17 t with unloading on two sides



PSTB-17

SPECIFICATION

	2PTS-4,5	2PTS-4,5-1/2	2PTS-6	2PTS-6-1/2	PSTB-17
Type	trailer	trailer	trailer	trailer	trailer
Carrying capacity, t, no more	4,5	4,5	6,0	5,7	17,0
Allocation of the total weight to the front axle with rated load on supports, kg, no more	3400	3600	4250	4250	-
Allocation of the total weight to the rear axle with rated load on supports, kg, no more	3350	3500	4200	4200	-
Allocation of the total weight to the towing eye with rated load on supports, kg, no more	20	20	20	20	20
Allocation of the total weight to the chassis system with rated load on supports, kg, no more	-	-	-	-	23300
Internal dimensions of the body (length/width/height),m	4100/2220/520	4100/2220/1500	4100/2220/520	4100/2220/1500	7640/2235/1195
Body capacity, m3	4,7±0,2	13,6±0,5	4,7±0,2	13,6±0,5	20,5±0,3
Opening boards of the body	sides and rear	sides and rear	sides and rear	sides and rear	sides
Thickness of bottom/boards,	1,5/1,5	1,5/1,5/1	2/1,5	2/1,5/1	3/2
Size of extended boards, mm	-	980	-	980	-
Transport speed, km/h, no more	25	25	25	25	25
Loading height on bottom of the body, mm, no more	1280	1280	1280	1280	1520
Loading height on boards, mm, no more	1800	2780	1800	2780	2740
Ground clearance, mm, no less	300	300	300	300	300
Tires	9,00-16	9,00-16	13,0/75-16HC10	13,0/75-16HC10	16,5/70-18HC14
Tires pressure, MPa	0,35±0,01	0,35±0,01	0,31±0,01	0,31±0,01	0,41±0,01
Inter-axle distance, mm	2720	2720	2720	2720	3862/1275
Track size, mm	1950±25	1950±25	1950±25	1950±25	2040±25
Minimum turning radius, m	7,5	7,5	7,5	7,5	8
Body tipping angle, no less	45°	45°	45°	45°	45°
Body tipping time (with operating liquid supply 50 ltr/min), s, no more	30	30	30	30	50
Hydraulic system operating pressure, MPa, no more	16	16	16	16	16
Towing eye size, D×S, mm	(50 ⁺⁵)×(30 ⁺²)	(50 ⁺⁵)×(30 ⁺²)	(50 ⁺⁵)×(30 ⁺²)	(50 ⁺⁵)×(30 ⁺²)	(50 ⁺⁵)×(30 ⁺²)
Unloading complet. without manual cleaning, %, no less	99	99	99	99	99
Efficiency per hour of main time, t, no less	65	65	90	80	250
EQUIPMENT OF THE MACHINE:					
Single-wire pneumatic braking system	✘	✔	✔	✔	✔
Parking brake with mechanical drive	✘	✔	✔	✔	✔
Light signal equipment	✘	✔	✔	✔	✔
Wheel chocks	✘	✔	✔	✔	✔
Spare wheel carrier	✘	✘	✘	✘	✘
OVERALL DIMENSIONS OF THE MACHINE (IN TRANSPORT POSITION), MM., NO MORE:					
Length	6350	6350	6350	6350	9715
Width	2400	2400	2400	2400	2500
Height	1900	3020	1900	3020	2750
WEIGHT, KG, (WITHOUT SPARE PARTS)					
	2250	2600	2450	2750	6100
DRAWBAR CATEGORY OF THE TRACTOR 					
	1,4 80 hp	1,4 80 hp	1,4 80 hp	1,4 80 hp	3-4 156-212 hp

SPECIAL SEMI-TRAILERS

DISTINCTIVE FEATURES:

- Carrying capacity 8 t.
- Unloading without lifting the body with a chain-slat conveyor
- Increased stability of the semi-trailer during unloading.
- Hydraulic tailgate with top overhead.
- Mesh front extended board

MADE-TO-ORDER EQUIPMENT:

- Side lights
- Front extended board with mesh windows
- Two-wire pneumatic braking system
- Removable towing eye

DESIGN VERSIONS:

PS-30-1 – semi-trailer with carrying capacity 8 t., with rigidly fixed side extended boards



PS-30-1

DISTINCTIVE FEATURES:

- Carrying capacity 11 t.
- Rigidly fixed extended boards
- Unloading without lifting the body with a chain-slat conveyor
- Increased stability of the semi-trailer during unloading.
- Hydraulic tailgate with top overhead.
- Mesh front extended board

MADE-TO-ORDER EQUIPMENT:

- Front extended board with mesh windows
- Two-wire pneumatic braking system
- Removable towing eye

DESIGN VERSIONS:

PS-45 – carrying capacity 11 t., with rigidly fixed side extended boards

PS-45-1 – carrying capacity 11 t., with fixed with hinges side extended boards, controlled by hydraulic cylinders

PS-45A – carrying capacity 13 t., with low pressure tires chassis and with rigidly fixed side extended boards

PS-45A-1 – carrying capacity 13 t., with low pressure tires chassis and with fixed with hinges side extended boards, controlled by hydraulic cylinders



PS-45

DISTINCTIVE FEATURES:

- Carrying capacity 14 t.
- Rigidly fixed extended boards
- Unloading without lifting the body with a chain-slat conveyor
- Increased stability of the semi-trailer during unloading.
- Hydraulic tailgate with top overhead.
- Mesh front extended board

MADE-TO-ORDER EQUIPMENT:

- Side lights
- Front extended board with mesh windows
- Two-wire pneumatic braking system
- Removable towing eye

DESIGN VERSIONS:


PS-60A – semi-trailer with carrying capacity 14 t., with rigidly fixed side extended boards



PS-60A

SPECIAL SEMI-TRAILERS PS-30-1, PS-45, PS-60A ARE DESIGNED FOR INTAKING AND TRANSPORTING THE SHREDDED MASS OF FORAGE CROPS FROM FORAGE HARVESTERS TO THE PLACE OF SILAGE, WITH UNLOADING BACK BY THE CONVEYOR.

SPECIFICATION

	PS-30-1	PS-45	PS-45-1	PS-45A	PS-60A
Type	semi-trailer	semi-trailer	semi-trailer	semi-trailer	semi-trailer
Carrying capacity, t, no more	8	11	11	13	14
Allocation of the total weight to the towing eye with rated load on supports, kg, no more	1800	1800	2000	2500	2800
Allocation of the total weight to the chassis system with rated load on supports, kg, no more	10100	13960	13960	15600	18200
Internal dimensions of the body (length/width/height),m	6,5/2,2/1,92	6,22/2,87/1,5	6,22/2,87/1,5	6,22/2,87/1,5	7,9/2,87/2,5
Body capacity, full with extended boards, m3	30±2	43±2	45±2	43±2	50±2
Body capacity, without extended boards, m3	20±1	27±1	29±1	27±1	45±1
Thickness of bottom/board bottom/board top,	2/2/1	2/1,5/1	2/1,5/1	2/1,5/1	2/1,5/1
Size of extended boards, mm	-	730	-	-	-
Transport speed, km/h, no more	25	25	25	25	25
Loading height on extended boards, mm, no more	3370	3700	3700	3800	3900
Loading height on opened extended boards, mm, no more	-	-	3200	-	-
Loading height on main boards, mm, no more	2730	2700	2700	3200	3200
Loading height on bottom of the body, mm, no more	1450	1450	1450	1550	1550
Ground clearance, mm, no less	300	300	300	300	300
Tires	16.5/70-18HC10 GOST 7463	16.5/70-18HC14 GOST 7463	16.5/70-18HC14 GOST 7463	24,0/50-22,5-18HC12 TU RB 700016217.155	24,0/50-22,5-18HC12 TU RB 700016217.155
Tires pressure	0,25±0,01	0,41±0,01	0,41±0,02	0,20±0,01	0,20±0,01
Inter-axle distance, mm	1110	1270	1270	1400	1400
Track size, mm.	2050±25	2050±25	2050±25	2064±25	2064±25
Hydraulic system operating pressure, MPa, no more	16	16	16	16	16
Towing eye size, mm	DxS=(50 ^{±5} ×30 ^{±2})	DxS=(50 ^{±5} ×30 ^{±2})	DxS=(50 ^{±5} ×30 ^{±2})	DxS=(50 ^{±5} ×30 ^{±2})	DxS=(50 ^{±5} ×30 ^{±2})
Unloading complet. without manual cleaning, %, no less	99	99	99	99	99
Preservation of the load during transportation, %, no less	99	99	99	99	99
Time of unloading, min, no more	6	6	6	6	8
Efficiency per hour of main time, t, no less	18	39	39	39	50
EQUIPMENT OF THE MACHINE:					
Parking brake with mechanical drive	☑	☑	☑	☑	☑
Track conveyor	☑	☑	☑	☑	☑
Conveyor drive reducer	☑	☑	☑	☑	☑
Single-wire pneumatic braking system	☑	☑	☑	☑	☑
Light signal equipment	☑	☑	☑	☑	☑
OVERALL DIMENSIONS OF THE MACHINE (IN TRANSPORT POSITION), MM., NO MORE:					
Length	8040	8500	8500	8500	10600
Width	2550	3200	3200	3200	3200
Height on main boards	3370	3700	3700	3800	3900
WEIGHT, KG, (WITHOUT SPARE PARTS)	4000	4590	4650	5000	6600
DRAWBAR CATEGORY OF THE TRACTOR 	2,0 136 hp	2,0-3,0 130-228 hp	2,0-3,0 130-228 hp	2,0-3,0 130-228 hp	3-4 230-354 hp



SPECIAL SEMI-TRAILERS

DISTINCTIVE FEATURES:

- Carrying capacity 11t.
- Loading and unloading from the tractor cabin with the help of tractor's hydraulic spreader and remote control.
- Loading of bales with help of loader located in front of the machine in the direction of movement.
- Unloading with the help of "pushing wall" and the tilt of platform.

MADE-TO-ORDER EQUIPMENT:

- Increased pushing wall

DESIGN VERSIONS:

TP-10-1 - loader-transporter of bales with carrying capacity 11 t.
STS-12 - special vehicle for transportation of bales.



TP-10-1

DISTINCTIVE FEATURES:

- Carrying capacity 5,65 t.
- Container capacity 6,9 m³
- Overall dimensions of the container (L/ W/ H) - 4600 mm./2370 mm./1040 mm.
- Using the multilift system
- Can have an unlimited number of removable bodies
- Retractable rear support to prevent semi-trailer rollover

MADE-TO-ORDER EQUIPMENT:

- Container with increased volume with capacity 12,6 m³, overall dimensions (L/ W/ H) - 4600 mm./2370 mm./1640 mm.

DESIGN VERSIONS:

PKT-6 – tractor hook semi-trailer with a big container



PKT-6

DISTINCTIVE FEATURES:

- Type: semi-trailer
- Carrying capacity 12 t.
- Tire 16,5/70-18HC14

MADE-TO-ORDER EQUIPMENT:

- Tire 24,0/50-22,5HC12

DESIGN VERSIONS:

PLT-12 - timber semi-trailer designed for transportation of saw wood and industrial wood with length up to 6 meters on forest, on-farm and public roads



PLT-12

PLT-12 - DESIGNED FOR TRANSPORTATION OF SAW WOOD AND INDUSTRIAL WOOD WITH LENGTH UP TO 6 METERS ON DIFFERENT ROADS. TP-10-1 - DESIGNED FOR PICKING UP, LOADING, TRANSPORTATION AND UNLOADING CYLINDRICAL ROLLS OF HAY, PREWILTED GREEN MASS, STRAW, FLAX, FORMED BY BALERS.

PKT-6 - DESIGNED FOR TRANSPORTATION OF VARIOUS BULK AGRICULTURAL, BUILDING AND MUNICIPAL GOODS IN CONTAINERS WITH UNLOADING BACK. CAN BE USED IN ALL AREAS OF AGRICULTURE, EXCEPT MOUNTAINOUS.

SPECIFICATION

	PKT-6
Type	semi-trailer
Carrying capacity, t., no more	5,65
Body capacity, m ³ , no more	6,9
Transport speed, km/h, no more	25
Rollers track, mm	1070±3
Ground clearance, mm, no less	300
Track size, mm	1950±25
Body tipping angle, no less	50°
Time of body tipping, s, no less	120
Towing eye size accordingly to GOST 13398-82, DxS, mm	(50 ⁺⁵)x(30 ⁺²)
Hydraulic system operating pressure, MPa, no more	16

OVERALL DIMENSIONS OF THE MACHINE, MM, NO MORE	
Length (in transport position/during unloading back)	6350/7350
Width(in transport position/during unloading back)	2380/2380
Height (in transport position/during unloading back)	2600/4850

WEIGHT OF THE SEMI-TRAILER WITH A CONTAINER, KG., NO MORE:	
	3350

	TP-10-1	STS-12
Type	semi-trailer	vehicle
Carrying capacity, t., no more	11	12
Drive	from hydraulic system	-
Hydraulic system operating pressure, MPa, no more	16	16
Transport speed, km/h, no more	25	20
Time of unloading, min, no more	4	-
Number of transported bales (depending on the size and weight of bales), pcs.	12-21	24-45
Ground clearance, mm, no less	300	300
Track size, mm	2063±25	2063±25

OVERALL DIMENSIONS OF THE MACHINE, MM, NO MORE		
Length (in transport/in working position)	10900/10900	10000
Width (in transport/in working position)	3300/3300	4000 (with opened boards)
Height (in transport/in working position)	4000/4000	3100 (without ext. board)

WEIGHT, KG.:		
	4000	3110

	PLT-12
Carrying capacity, t	12
Maximum length of load section, mm, no less	4680
Ground clearance, mm	300
Transport speed, km/h, no more	25
Track size, mm	1950±100
Hydraulic system operating pressure, MPa, no more	19,5
Maximum vertical load to the tractor hitch, kN	2000

OVERALL DIMENSIONS OF THE MACHINE (L/ W/ H), MM.:	6900/2550/2700
WEIGHT, KG	2950 ⁺³⁰⁰

DRAWBAR CATEGORY OF THE TRACTOR	PKT-6	TP-10-1	STS-12	PLT-12
	1,4 ≈ 75 hp	3 ≈ 110 hp		1,4-2 ≈ 80-90 hp



DISTINCTIVE FEATURES:

- Carrying capacity 300 kg.
- Quick removable system from the tractor
- Joystick control

MOUNTING REMOVABLE DEVICES:

- Ladle PK-0,3E
- Load forks VG-0,3
- Universal forks VU-0,3E



PMT-0,3

DISTINCTIVE FEATURES:

- Carrying capacity 1300 kg.
- Quick removable system from the tractor
- Joystick control

MOUNTING REMOVABLE DEVICES:

- Rolls grab ZR-1E
- Ladle PK-0,5E
- Ladle PK-0,8E
- Forks grab VZ-1E
- Silage grab ZS-1E
- Rear counterweight PV-1



PMT-1,3

DISTINCTIVE FEATURES:

- Carrying capacity: 800 kg.


MOUNTING REMOVABLE DEVICES:

- Rolls grab ZR-1
- Ladle PK-0,5
- Ladle PK-0,8
- Forks grab VZ-1
- Plow blade OP-2,3



PSN-1

SPECIFICATION

	PMT-0,3	PMT-1,3	PSN-1
Type	front mounted	front mounted	front mounted
Carrying capacity, kg, no more	300	1300	800
Speed (transport/working), km/h, no more	25/10	25/10	25/10
Hydraulic system operating pressure, MPa, no more	16	16	16
Boom length, mm	2400	2600	2600
Boom width, mm	1090	1090	1000
Quick removable system	A*	A*	-
Joystick control	✓	✓	✗
Three-section hydraulics	✗	✗	✓
OVERALL DIMENSIONS OF MOUNTED TO THE TRACTOR LOADER WITHOUT REMOVABLE WORKING TOOLS, MM., NO MORE:			
Length	3500	4500	5100
Width	1200	1300	1200
Height	2370	2400	2300
Boom lifting height on the lower edge of the hook	2850	4000	2300
WEIGHT WITHOUT REMOVABLE WORKING TOOLS, KG, NO MORE			
	475	1000	825
DRAWBAR CATEGORY OF THE TRACTOR 			
	0,6 35 hp	1,4-2 80-90 hp	1,4-2 80-90 hp

LADLE	PK-0,3E	PK-0,5E	PK-0,8E	PK-0,5	PK-0,8
Carrying capacity, kg, no more	300	910	1300	500	600
Volume, m3, no more	0,23	0,5	0,8	0,5	0,8
Maximum lifting height on lower edge, mm.	2850	3850	3850	2300	2300
Efficiency per hour of main time during loading of bulk loads/root-crops, t.	20-30	20/10	30/20	30/20	30/20
OVERALL DIMENSIONS (L/W/H), MM., NO MORE:					
	485/1620/520	1200/1700/600	1200/220/600	1200/1700/600	1840/1170/640
WEIGHT, KG., NO MORE:					
	98	210	250	240	340

GRAB	ZR-1	VZ-1	VZ-1E	ZS-1E	ZR-1E
Type	rolls grab	forks grab	forks grab	silage grab	rolls grab
Carrying capacity, kg, no more	750	700	1000	1000	1000
Rolls diameter, mm, no more	1600	-	-	-	1600
Lifting height at full loader boom lift (vert./hor. turned grab), mm.	2200/2300	2200	3850	3850	2450/3850
Efficiency during loading per hour of main time (t./rolls)	24/40	15	15	5	21/40
OVERALL DIMENSIONS (L/W/H), MM., NO MORE:					
	1850/600/1500	2100/1440/1300	1200/1500/1000	1200/1800/750	1400/2100/650
WEIGHT, KG., NO MORE:					
	175	260	200	400	190

OTHER	Load forks VG-0,3	Universal forks VU-0,3E	OTHER	Plow blade OP-2,3	Rear counterweight PV-1
Carrying capacity, kg, no more	300	300	Working width of working tool, mm.	2300	-
Maximum lifting height, mm.	2850	2850	Volume weight during loading of tech. mass (sand/ grain, manure, snow/ root crops/ min. fertilizers), t/m ³	1,2/0,6-0,8/ 0,65-0,8/1,0-1,2	-
Efficiency during loading per hour of main time t	10	10			-
OVERALL DIMENSIONS (L/W/H), MM.:					
	1380/1150/940	720/1160/550	OVERALL DIMENSIONS (L/W/H), MM.:	2300/630/600	335/960/675
WEIGHT, KG., NO MORE:					
	160	50	WEIGHT, KG., NO MORE:	160	267



DISTINCTIVE FEATURES:

- ☑ Metal body
- ☑ Engine produced by HONDA (Japan)

MADE-TO-ORDER EQUIPMENT:

- ☉ Equipment for movement and launching a boat into a reservoir PPK-1,0

ASSOCIATED UNITS:

- ☉ Equipment PPK-1,0 - designed for transportation of LK-12A bulrush removal machine



LK-12A

A SCREW MOUNTED DEVICE PNSH-1 FOR PST-9 AND PNSH-1-01 FOR PST-12

A screw mounted device PNSH-1 mounted to tractor semi-trailers PST-9 and PST-12 produced by JSK "Bobruiskagromash" and designed for mechanized filling of the grain into seeders or reloading of grain.

PNSH-1 consists of removable tailgate, a screw produced in Italy with a hydraulic motor drive and a screw fixing mechanism in the transport and working position. Grain unloading is carried out into a receiver by the gravity during the body is lifting and then transported by a working conveyor.

SPECIFICATION:

	PNSH-1	PNSH-1-01
Efficiency during nominal screw rotation frequency, t/hour	20	20
Screw rotation frequency, rev. per min.	440	440
Maximum height of loading, mm	4000	4000
Unloading completeness without manual cleaning, %	99	99
Screw diameter, mm.	170	170
Screw length, mm.	5000	5000
OVERALL DIMENSIONS (L/W), MM.:	3500/2500	2500/2500
WEIGHT, KG., NO MORE:	330	350

MOUNTED SNOW BLOWER SNP - 2,3

Mounted snow blower SNP-2,3 is mounted on the front linkage of the tractor. It is designed for cleaning of sidewalks, roads and other areas from freshly fallen snow. Snow blower SNP-2,3 can be used in all soil and climatic areas, except mountainous.

MOUNTED SNOW BLOWER SNZ - 3

Mounted snow blower SNZ-3 is designed for raking of loose and compacted snow, ice chipping, moving of soil and road-building materials. The mounted snow blower is mounted on the rear linkage of the tractor and aggregated with tractors MTZ-80, MTZ-82 and MTZ-1221. Snow blower can be used in all soil and climatic areas, except mountainous.

SPECIFICATION

BOAT-MOWER	LK-12A
Efficiency per hour of main time, ha/h, no less	0,3-0,7
Depth of mowing, m.	1,0
Speed during mowing, km/hour	2,5-4,0
Speed in clear water, km/hour	8,0
Working width, m	2,1
Water gauge	0,24
Engine power, kW, hp	9,8 (12,0)
OVERALL DIMENSIONS, MM., NO MORE:	
Length	5560
Width	2200
Height	no more 2000
WEIGHT OF THE MACHINE, KG. NO MORE:	850

EQUIPMENT FOR MOVEMENT OF LK-12A	PPK-1,0
Carrying capacity, kg	1200
Maximum transport speed, km/h	18
Track, mm	1800
Ground clearance in transport position, no less, mm	280
Winch carrying capacity, kg	1200
OVERALL DIMENSIONS, MM., NO MORE:	
Length	6350
Width	2050
Height	1010
WEIGHT OF THE MACHINE, KG. NO MORE:	400

ADAPTER MJU-20.28

Designed for subsoil application of liquid organic fertilizers, can be aggregated with MJU-16 and MJU-20.

SPECIFICATION:

	MJU-20.28
Working width (application), mm	5400
Number of working tools (grips), pcs	6
Maximum depth of application, mm	150
Working tools produced in	Italy
Adjustable rate of application	from tractor's hydraulic system
OVERALL DIMENSIONS (L/ H), MM.:	1900/2900
WEIGHT, KG., NO MORE:	1103

ADAPTER MJU-20.40

Designed for spreading and surface application of liquid organic fertilizers, can be aggregated with MJU-20.

SPECIFICATION:

	MJU-20.40
Working width (application), mm	12000
Number of working tools (grips), pcs	48
Adjustable rate of application	from tractor's hydraulic system
OVERALL DIMENSIONS (L/ H/W), MM.:	740/1760/3200
WEIGHT, KG., NO MORE:	805



MOUNTED DISC PLOUGHS

DISTINCTIVE FEATURES:

- ☑ Type: mounted
- ☑ Adjustable disc angle
- ☑ Adjustable angle of attack of discs
- ☑ Carved discs, diameter 665 ± 3 mm
- ☑ Thickness of discs 6 mm

DESIGN VERSIONS:


- PND-2 - disc plough (2 discs)
- PND-3 - disc plough (3 discs)
- PND-4 - disc plough (4 discs)
- PND-5 - disc plough (5 discs)



PND-3

DISC MOUNTED PLOUGH PND-3 IS DESIGNED FOR SOIL TREATMENT TO A DEPTH OF 25...30 CM OF STRONG DRIED, DRY STRONG SINTERING SOILS SUSCEPTIBLE TO CLOD FORMATION AND SOILS LITTERED WITH WOOD RESIDUES AS WELL AS SOILS WITH THE PRESENCE OF TREE ROOTS. CAN BE USED FOR PLOUGHING OF WATERLOGGED, NEW, STAGNANT AND HEAVY-TEXTURED SOILS WITH A HEAVY MECHANICAL COMPOSITION, PLOUGHING OF LOGGED-OFF FOREST SECTIONS, TERMINATION OF SIDERITES.

SPECIFICATION

	PND-2	PND-3	PND-4	PND-5
Type	mounted	mounted	mounted	mounted
Working width, m, no less	0,70	0,97	1,27	1,50
Depth of ploughing, cm., не более	30	30	30	30
Working speed, km/h, no more	8-10	8-10	8-10	8-10
Distance between discs, mm, no more	650	650	650	650
Type of discs	spherical	spherical	spherical	spherical
Diameter of discs, mm	665±3	665±3	665±3	665±3
Thickness of discs, mm	6	6	6	6
Angle of attack of discs, degree.	39;42;45	39;42;45	39;42;45	39;42;45
Discs angle, degree., to the vertical	12;15;18	12;15;18	12;15;18	12;15;18
Transport speed, km/h	25	25	25	25
Efficiency per shift time, ha/h	0,42-0,52	0,58-0,73	0,76-0,95	0,90-1,12
OVERALL DIMENSIONS, MM., NO MORE:				
Length	2300	2400	3000	3600
Width	1200	1350	1400	1700
Height	1650	1650	1650	1650
WEIGHT, KG, (WITHOUT SPARE PARTS)				
	325	390	470	550
DRAWBAR CATEGORY OF THE TRACTOR 	0,9 ≈ 62 hp	1,4 ≈ 80 hp	1,4 ≈ 80 hp	2 ≈ 75-90 hp

HILLER

DISTINCTIVE FEATURES:

- ☑ Type: mounted
- ☑ Spherical discs, diameter 665 ± 3 mm
- ☑ Possibility to use with various types of planting and harvesting machines

DESIGN VERSIONS:


OKM-1000



HILLER OKM-1000

THE HILLER IS DESIGNED FOR CUTTING RIDGES BEFORE PLANTING OF CASSAVA AND OTHER SIMILAR ROW CROPS, AS WELL AS FOR INTER-ROW TREATMENT.

SPECIFICATION

	OKM-1000
Type	mounted
Inter-row distance, mm	600-1000
Working speed, km/h	6-9
Working width, mm	1200-2000
Type of discs	spherical
Diameter of discs, mm	665 ± 3
Number of discs, pcs.	4
Thickness of discs, mm	5
Angle of attack of discs, degree.	20;24;28
Discs angle, degree., to the vertical	12; 15; 18
Efficiency per shift time, ha/h	0,54-1,35
Working depth of ploughing, mm	150-250
OVERALL DIMENSIONS, MM., NO MORE:	
Length	1400
Width	2800
Height	1400
WEIGHT, KG, (WITHOUT SPARE PARTS)	
	390
DRAWBAR CATEGORY OF THE TRACTOR 	1,4 ≈ 80 hp



BZ-5,5

DISTINCTIVE FEATURES:

- ☑ Type: mounted
- ☑ Working width 5,5 m
- ☑ Fully copies the soil surface
- ☑ The quadrangular tooth profile significantly reduces the required tractor traction force
- ☑ The possibility to set tines at different angles to ensure the desired depth of tillage
- ☑ 16 rows of tines allows to get a high quality of pre-sowing tillage
- ☑ Is a complete analogue of the american harrow McFarlane

DESIGN VERSIONS:

BZ-5,5

BZ-11

DISTINCTIVE FEATURES:

- ☑ Type: mounted
- ☑ Working width 11 m
- ☑ Fully copies the soil surface
- ☑ The quadrangular tooth profile significantly reduces the required tractor traction force
- ☑ The possibility to set tines at different angles to ensure the desired depth of tillage
- ☑ 16 rows of tines allows to get a high quality of pre-sowing tillage
- ☑ Is a complete analogue of the american harrow McFarlane

DESIGN VERSIONS:

BZ-11

DISTINCTIVE FEATURES:

- ☑ Type: mounted
- ☑ Working width 14,7 m
- ☑ Fully copies the soil surface
- ☑ The quadrangular tooth profile significantly reduces the required tractor traction force
- ☑ The possibility to set tines at different angles to ensure the desired depth of tillage
- ☑ 16 rows of tines allows to get a high quality of pre-sowing tillage
- ☑ Is a complete analogue of the american harrow McFarlane

DESIGN VERSIONS:

BZ-22, BZ-18



BZ-15

DISTINCTIVE FEATURES:

- ☑ Type: mounted
- ☑ Working width 22 m
- ☑ Fully copies the soil surface
- ☑ The quadrangular tooth profile significantly reduces the required tractor traction force
- ☑ The possibility to set tines at different angles to ensure the desired depth of tillage
- ☑ 16 rows of tines allows to get a high quality of pre-sowing tillage
- ☑ Is a complete analogue of the american harrow McFarlane

DESIGN VERSIONS:


BZ-15, BZ-18




BZ-22

DESIGNED FOR EARLY SPRING CLOSURE OF MOISTURE AND, CONSEQUENTLY, REDUCTION OF MOISTURE EVAPORATION FROM THE TOPSOIL, LEVELING AND LOOSENING THE TOPSOIL, WEED CONTROL AT AN EARLY STAGE OF GROWTH, BREAKING SOIL CLODS, AND ALSO FOR WORKING WITH CROP RESIDUES, SOIL PREPARATION BEFORE SOWING IN FIELDS WITH DIFFERENT TYPE OF SOIL AND TERMINATION OF MINERAL FERTILIZERS.

SPECIFICATION

	BZ-5.5	BZ-11
Type	mounted	semi-trailer
Working width, m, no less	5,5	11
Efficiency per hour of main time, ha/h	5,5-6,6	11-13,2
Efficiency per hour of shift time, ha/h	4,125-4,95	8,25-9,9
Working speed, km/h	10-12	10-12
Transport speed, km/h, no more	15	15
Depth of ploughing, cm	up to 8	up to 8
Inter-track of tines, mm	12	12
Number of tine sections	3	7
Type of working tools	loosening tine	loosening tine
Section of tine	quadrangular	quadrangular
Length of tine, mm	150±2	150±2
Tires	5,00-10-HC6	13,0/75-16-HC8 MOD. BEL-76
OVERALL DIMENSIONS, MM., NO MORE:		
Length (in transport/ working position)	3500/3500	7170/12310
Width (in transport/ working position)	3300/5470	2500/11620
Height (in transport/ working position)	2500/1050	3980/1470
WEIGHT OF THE MACHINE , KG.:	1080	3571
DRAWBAR CATEGORY OF THE TRACTOR 	1,4 80 hp	3 156-228 hp

	BZ-15	BZ-18	BZ-22
Type	semi-trailer	semi-trailer	semi-trailer
Working width, m, no less	14,7	18,4	22,0
Efficiency per hour of main time, ha/h	14,4-17,64	18,4-22,1	22,0-26,4
Efficiency per hour of shift time, ha/h	11,0-13,23	13,8-16,6	16,5-19,8
Working speed, km/h	10-12	10-12	10-12
Transport speed, km/h, no more	15	15	15
Depth of ploughing, cm	up to 8	up to 8	up to 8
Inter-track of tines, mm	12	12	12
Number of tine sections	8	10	12
Type of working tools	loosening tine	loosening tine	loosening tine
Section of tine	quadrangular	quadrangular	quadrangular
Length of tine, mm	150±2	150±2	150±2
Tires	13,0/75-16-HC8 MOD. BEL-76	13,0/75-16-HC8 MOD. BEL-76	13,0/75-16-HC8 MOD. BEL-76
ГАБАРИТНЫЕ РАЗМЕРЫ, MM., НЕ БОЛЕЕ:			
Length (in transport/ working position)	12160/11300	14000/11300	15800/11300
Width (in transport/ working position)	4400/15220	4400/18900	4400/22600
Height (in transport/ working position)	3600/1200	3600/1200	3600/1200
WEIGHT OF THE MACHINE , KG.:	4600	5300	5900
DRAWBAR CATEGORY OF THE TRACTOR 	5 300-354 hp	5 300-354 hp	5 300-354 hp



DISTINCTIVE FEATURES:

- ☑ Type: mounted
- ☑ Individually – leash system of working tools sections with vibrating way of working, resulting in automatic cleaning of working tools
- ☑ Equipped with loosening mouldboards

DESIGN VERSIONS:

KPN-6 - mounted steam cultivator



KPN-6

DISTINCTIVE FEATURES:

- ☑ Inter-row treatment of row crops, sown or transplanted as seedlings with inter-row distance of 70 cm; 75 cm
- ☑ Subsoil application of liquid mineral fertilizers simultaneously with inter-row treatment

- ☑ Type of working tools: ogival mouldboard on a spring S-th rack/loosening mouldboard on a spring S-th rack
- ☑ Number of mouldboards: 16
- ☑ Number of treated rows: 8

DESIGN VERSIONS:

KRN-5,6 - cultivator-plant feeder
KRN-8,4 - cultivator-plant feeder



KRN-5,6

DISTINCTIVE FEATURES:

- ☑ Type: mounted
- ☑ Individually – leash system of working tools sections with vibrating way of working, resulting in automatic cleaning of working tools
- ☑ Equipped with loosening mouldboards

MADE-TO-ORDER EQUIPMENT:

- ☑ Roller attachment, which consists of rolling roller sections

ВАРИАНТЫ ИСПОЛНЕНИЯ:

KPS-13 - mounted steam cultivator
KPS-13 -1 - steam high-speed cultivator (equipped with ogival mouldboards)



KPS-13

CULTIVATOR IS DESIGNED FOR INTER-ROW TREATMENT OF CORN, SUNFLOWER AND OTHER ROW CROPS, SOWN OR TRANSPLANTED AS SEEDLINGS WITH INTER-ROW DISTANCE OF 70 CM; 75 CM, WITH SIMULTANEOUS SUBSOIL APPLICATION OF LIQUID MINERAL FERTILIZERS.

SPECIFICATION

	KRN-5,6	KRN-8,4
Type	mounted	mounted
Efficiency per hour of main time, ha, no less	2,24-3,36	3,36-5,04
Efficiency per hour of shift time, ha, no less	1,68 - 2,52	2,52-3,78
Working speed, km/h	up to 8	up to 8
Transport speed, km/h, no more	25	25
Constructive working width, m, no less	5,6	8,4
Depth of ploughing (ogival mouldboard), cm	6-10	6-10
Depth of ploughing (loosening mouldboard), cm	10-14	10-14
Type of working tools	ogival mouldboard on a spring S-th rack/ loosening mouldboard on a spring S-th rack	ogival mouldboard on a spring S-th rack/ loosening mouldboard on a spring S-th rack
Number of mouldboards	16	24
Number of treated rows	8	12
Inter-rows distance, cm	70; 75	70
Consumption of working liquid, l/ha	100-300	100-300
Tank capacity, l	210	210
Number of tanks	2	2
Ground clearance, mm	300±30	300±30
Hydraulic system operating pressure, MPa	16±5	16±5
Tires	5,00 – 10 – HC6	5,00 – 10 – HC6
Tires pressure, MPa	0,28±0,02	0,28±0,02
The size of the protective area, cm, no more	10-15	10-15
Depth of fertilizers application	up to 12	up to 12
Specific material consumption, kg h/ha	446	416

CULTIVATORS ARE DESIGNED FOR CONTINUOUS TILLAGE AFTER PLOWING DURING PREPARING FOR SOWING, EARLY SPRING CLOSURE OF MOISTURE, STEAM AND SEMI-STEAM TREATMENT. IN ONE PASS ACROSS THE FIELD THE CULTIVATOR PROVIDES COMPLETE SOIL PREPARATION FOR SOWING, COMBINING CULTIVATION, LOOSENING AND LEVELING.

SPECIFICATION

	KPN-6	KPS-13	KPS-13-1
Type	mounted	semi-trailer	semi-trailer
Efficiency, ha/h	up to 7,2	up to 15,6	up to 15,6
Working speed, km/h, no more	6-12	6-12	6-12
Working width, m, no less	6	13	13
Depth of ploughing, cm	6-14	6-14	6-14
Number of mouldboards	35	76	47
Crumbing soil into fractions with the size, % no less	80	80	80
Ridge of the soil surface, cm, no more	4	4	4
Cutting of weeds	100	80	100
Clogging and sticking of working tools	not allowed	not allowed	not allowed
OVERALL DIMENSIONS, MM., NO MORE:			
Length (in transport/ working position)	2450/2450	9200/10000	9200/10000
Width (in transport/ working position)	4052/6005	4250/13035	4250/13035
Height (in transport/ working position)	2280/1325	3000/1040	3000/1040
WEIGHT, KG	1210	4000	4000
DRAWBAR CATEGORY OF THE TRACTOR	2 75-90 hp	5 and above 300-364 hp	5 and above 300-364 hp



	KRN-5,6	KRN-8,4
OVERALL DIMENSIONS, MM., NO MORE:		
Length (in transport/ working position)	1700/1700	1700/1700
Width (in transport/ working position)	3800/6500	3800/8800
Height (in transport/ working position)	3000/1750	3000/1750
WEIGHT, KG	750	1050
DRAWBAR CATEGORY OF THE TRACTOR	1,4 80 hp	1,4 80 hp



DISTINCTIVE FEATURES:

- ✔ Type: mounted
- ✔ Number of discs 20
- ✔ Working width 2,5+0,1 m
- ✔ Individual protection (4 rubber block system - shock absorbers (dampers))
- ✔ Bearing unit of own production
- ✔ Double row angular contact rolling ball bearing with a groove for balls, able to bear a significant radial load
- ✔ Cassette seals manufactured by Simrit and Nak

DESIGN VERSIONS:

APN-2 - disc tillage unit (16 discs)
 APN-3-01 - disc tillage unit (20 discs)



APN-2,5

DISTINCTIVE FEATURES:

- ✔ Type: semi-mounted
- ✔ Number of discs 28
- ✔ Working width 4+0,1 m
- ✔ Individual protection (4 rubber block system - shock absorbers (dampers))
- ✔ Bearing unit of own production
- ✔ Double row angular contact rolling ball bearing with a groove for balls, able to bear a significant radial load
- ✔ Cassette seals manufactured by Simrit and Nak

DESIGN VERSIONS:

APN-3 - disc tillage unit (20 discs)



APN-4

DISTINCTIVE FEATURES:

- ✔ Type: semi-mounted
- ✔ Number of discs 54
- ✔ Working width 7,5 m
- ✔ Individual protection (4 rubber block system - shock absorbers (dampers))
- ✔ Bearing unit of own production
- ✔ Double row angular contact rolling ball bearing with a groove for balls, able to bear a significant radial load
- ✔ Cassette seals manufactured by Simrit and Nak

DESIGN VERSIONS:


APD-6 - disc tillage unit (42 discs)




APD-7,5M-1

DESIGNED FOR PRE-SOWING TILLAGE, FOR CUTTING SOIL LAYERS AFTER PLOWING OF MEADOWS AND PASTURES, FAST, SURFACE TREATMENT OF STUBBLE WITH INTENSIVE MIXING (HULLING), WORKING SMOOTHLY EVEN WITH A LARGE AMOUNT OF STRAW.

SPECIFICATION

	APN-2	APN-2, 5	APN-3-01
Type of machine	mounted	mounted	mounted
Working width, m, no less	2±0,1	2,5±0,1	3±0,1
Efficiency per hour of main time, ha/h	1,8-2,4	2,5-3,0	2,7-3,6
Depth of ploughing in one pass, cm, up to	5-12	5-12	5-12
Cutting of crop residues and weeds, %	95±5	95±5	95±5
Number of disc batteries, pcs.	2	2	2
Number of carved discs, pcs.	16	20	20
Working speed, km/h, no more	9 - 12	9 - 12	9 - 12
Transport speed, km/h, no more	15	15	15
OVERALL DIMENSIONS, MM., NO MORE:			
Length (in transport/ working position)	2275/2275	2275/2275	4900/4900
Width (in transport/ working position)	2300/2300	2700/2700	3900/3900
Height (in transport/ working position)	1200/1200	1200/1200	1400/1400
WEIGHT OF THE MACHINE, KG.:	966	1075	1650
DRAWBAR CATEGORY OF THE TRACTOR 	1,4 80 hp	1,4 80 hp	2 75-90 hp

	APN-3	APN-4	APD-6	APD-7,5M-1
Type of machine	semi-mounted	semi-mounted	semi-mounted	semi-mounted
Working width, m, no less	3±0,1	4±0,1	6	7,5
Efficiency per hour of main time, ha/h	2,7-3,6	3,6-4,8	5,4-7,2	6,75-9,0
Depth of ploughing in one pass, cm	5-12	5-12	5-12	5-12
Cutting of crop residues and weeds, %	95±5	95±5	100	100
Number of disc batteries, pcs.	2	2	6	6
Number of carved discs, pcs.	20	28	42	54
Working speed, km/h, no more	9 - 12	9 - 12	9 - 12	9 - 12
Transport speed, no more, km/h	15	15	15	15
OVERALL DIMENSIONS, MM., NO MORE:				
Length (in transport/ working position)	4900/4900	4900/4900	6000/6000	5900/5950
Width (in transport/ working position)	3400/3400	4400/4400	4000/6300	4300/8150
Height (in transport/ working position)	1400/1400	1400/1400	3500/1740	4000/1740
WEIGHT OF THE MACHINE, KG.:	2100	2300	5500	5600
DRAWBAR CATEGORY OF THE TRACTOR 	2 75-90 hp	2-3 130-228 hp	5 300-354 hp	5 300-354 hp



DISC HARROWS

DISTINCTIVE FEATURES:

- ☑ Type: mounted
- ☑ Working width 2,0 m
- ☑ Designed in an asymmetrical two-track V-type scheme
- ☑ Treatment of large quantities of crop residues

DESIGN VERSIONS:

- BND-1,6-1 - disc harrow (16 discs, working width 1,8 m)
- BND-1,6 - disc harrow (14 discs, working width 1,6 m)
- BND-1,8 - disc harrow (16 discs, working width 2 m)



BND-1,8

DISTINCTIVE FEATURES:

- ☑ Type: mounted
- ☑ Working width 2,8 m
- ☑ Designed in an asymmetrical two-track V-type scheme
- ☑ Treatment of large quantities of crop residues

DESIGN VERSIONS:

- BND-2,8- disc harrow (24 discs, working width 2,8 m)



BND-2,8

DISTINCTIVE FEATURES:

- ☑ Тип: trailer hydraulic
- ☑ Working width 2,9 m
- ☑ Designed in an asymmetrical two-track V-type scheme
- ☑ Treatment of large quantities of crop residues

MADE-TO-ORDER EQUIPMENT:


- BPTD-3-01 - disc harrow (24 discs, working width 2,9 m)




BPTD-3-01

DESIGNED FOR LOOSENING THE SOIL, BREAKDOWN OF SOIL LAYERS AFTER PLOWING, FOR PRE-SOWING PREPARATION OF THE SOIL WITHOUT PRIOR PLOWING, FOR TILLAGE AFTER HARVESTING OF ROW CROPS AND CUTTING OF CROP RESIDUES, FOR THE CARE OF MEADOWS AND PASTURES.

SPECIFICATION

	BND-1,6	BND-1,6-1	BND-1,8	BND-2,8
Type	mounted	mounted	mounted	mounted
Working width, m, no less	1,6	1,8	2,0	2,8
Maximum depth of ploughing, cm (in 2 pass)	10-15	10-15	12-20	8-10
Working speed, km/h, no more	up to 12	up to 12	up to 12	up to 12
Number of disc batteries, pcs.	2	2	2	2
Number of carved discs, pcs.	14	16	16	24
Number of solid discs, pcs.	-	-	-	-
Thickness of discs, mm, no less	5	5	6	6
Diameter of discs, mm	560	560	650	480
Type of discs	spherical, carved	spherical, carved	spherical, carved	spherical
OVERALL DIMENSIONS OF THE MACHINE, MM., NO MORE:				
Length	2000	2000	3000	2560
Width	1640	1865	2200	2805
Height	1150	1150	1200	990
WEIGHT, KG, (WITHOUT SPARE PARTS)	450	470	800	860
REQUIRED TRACTOR POWER 	from 35 hp	from 50 hp	from 80 hp	from 80 hp

	BPTD-3-01	BPTD-3,3	BPTD-4 with a roll	BPTD-7
Type	trailer hydroficated	trailer hydroficated	trailer hydroficated	trailer hydroficated
Working width, m, no less	2,9	3,3	4	6,9
Maximum depth of ploughing, cm (in 2 pass)	8-20	8-20	8-20	8-20
Working speed, km/h, no more	up to 12	up to 12	up to 12	up to 12
Number of disc batteries, pcs.	2	4	4	8
Number of carved discs, pcs.	24	25	31	55
Number of solid discs, pcs.	-	-	2	2
Thickness of discs, mm, no less	6	6	6	6
Diameter of discs, mm	650	650	650	650
Type of discs	spherical, carved	spherical, carved	spherical, carved	spherical, carved
OVERALL DIMENSIONS OF THE MACHINE, MM., NO MORE:				
Length	6200	6050	6750	5400
Width	3300	3500	4400	7300
Height	1500	1200	1360	1370
OVERALL DIMENSIONS OF THE MACHINE (IN TRANSPORT POSITION), MM., NO MORE:				
Length	6200	6070	6700	5400
Width	3300	3500	2500	3400
Height	1800	1640	2500	3700
WEIGHT, KG, (WITHOUT SPARE PARTS)	1800	2340	3000	3500
REQUIRED TRACTOR POWER 	from 120 hp	from 120 hp	from 130 hp	from 250 hp



PLOUGHS OF GENERAL PURPOSE

DISTINCTIVE FEATURES:

- ☑ Type: mounted
- ☑ Plough frame of welded structure
- ☑ Depth of ploughing 20 cm
- ☑ Semi-screw body with a moldboard-ploughshare surface

DESIGN VERSIONS:

- PNP-2-25 - two-bodied plough
- PNP-3-35 - three-bodied plough
- PNP - 4-40 - four-bodied plough
- PNP - 5-40 - five-bodied plough
- PNP - 7-40 - seven-bodied plough
- PNP - 8-40 - eight-bodied plough



PNP-2-25

DESIGNED FOR PLOWING OF VARIOUS SOILS FOR GRAIN AND INDUSTRIAL CROPS TO A DEPTH OF 20-27 CM, NOT LITTERED WITH STONES AND OTHER OBSTACLES AND MOISTURE OF THE TREATED LAYER UP TO 25%, WITH THE HEIGHT OF CROP RESIDUES AND GRASS UP TO 20 CM.

DISTINCTIVE FEATURES:

- ☑ Type: mounted
- ☑ Plough frame of welded structure
- ☑ Depth of ploughing 20 cm
- ☑ Semi-screw body with a moldboard-ploughshare surface

DESIGN VERSIONS:

- PNP-2-25 - two-bodied plough
- PNP-3-35 - three-bodied plough
- PNP - 4-40 - four-bodied plough
- PNP - 5-40 - five-bodied plough
- PNP - 7-40 - seven-bodied plough
- PNP - 8-40 - eight-bodied plough



PNP-5-40

DISTINCTIVE FEATURES:

- ☑ Type: mounted
- ☑ Plough frame of welded structure
- ☑ Depth of ploughing 30 cm
- ☑ Semi-screw body with a moldboard-ploughshare surface


DESIGN VERSIONS:

- PNP-2-25 - two-bodied plough
- PNP-3-35 - three-bodied plough
- PNP - 4-40 - four-bodied plough
- PNP - 5-40 - five-bodied plough
- PNP - 7-40 - seven-bodied plough
- PNP - 8-40 - eight-bodied plough




PNP-8-40

SPECIFICATION

	PNP 2-25	PNP 3-35	PNP 4-40-1
Type of plough	mounted	mounted	mounted
Efficiency per hour of main time, ha/h	0,28-0,30	0,54-0,72	0,96-1,44
Efficiency per hour of operational time, ha/h	0,20-0,22	0,38-0,57	0,72-1,08
Working speed on basic operations, km/h	4,0-6,5	5,0-6,6	6,0-9,0
Depth of ploughing, no more, cm	20	27	27
Constructive working width, m	0,5±0,05	1,08±0,1	1,6±0,16
Number of bodies, wrt.	2	3	4
Working width of body, mm	250±15	360±20	400±25
Distance between the bodies along the plough, mm	670±20	760±20	800±25
Distance from the reference plane of bodies to the bottom plane of the frame, mm	500±15	610±15	610±15
Ground clearance, no less, mm	300	300	300
Transport speed, no more, km/h	15	20	20
OVERALL DIMENSIONS, MM., NO MORE:			
Length	1700±100	2690±100	3700±100
Width	1000±75	1500±60	2000±60
Height	1100±50	1250±50	1490±50
WEIGHT OF THE MACHINE (WITHOUT SPARE PARTS AND. EXT. BOARDS), KG.: 140±10			
DRAWBAR CATEGORY OF THE TRACTOR 	0,6 35 hp	1,4 80 hp	2 75-90 hp

SPECIFICATION

	PNP 5-40	PNP 7-40	PNP 8-40
Type of plough	mounted	mounted	mounted
Efficiency per hour of main time, ha/h	1,2-2,0	1,2-2,0	2,88-3,52
Efficiency per hour of operational time, ha/h	0,95-1,5	1,5-2,2	2,3-2,8
Working speed on basic operations, km/h	6,0-9,0	7,0-10,0	6,0-9,0
Depth of ploughing, no more, cm	27	27	30
Constructive working width, m	2,0±0,2	2,8±0,1	3,2±0,1
Number of bodies, pcs.	5	7	8
Working width of body, mm	400±25	400±25	400±25
Distance between the bodies along the plough, mm	800±25	800±25	800±25
Distance from the reference plane of bodies to the bottom plane of the frame, mm	730±15	720±15	720±15
Ground clearance, no less, mm	300	300	350
Transport speed, no more, km/h	20	20	20
OVERALL DIMENSIONS, MM., NO MORE:			
Length	4500±100	5980±100	6830±100
Width	2400±60	3550±60	3900±60
Height	1540±50	1800±50	1680±50
WEIGHT OF THE MACHINE (WITHOUT SPARE PARTS AND EXT. BOARDS), KG.: 800±30			
DRAWBAR CATEGORY OF THE TRACTOR 	2 75-90 hp	5 300-354 hp	5 300-354 hp



REVERSIBLE PLOUGHS

DISTINCTIVE FEATURES:

- ☑ Type: semi-mounted
- ☑ Protection by pneumohydraulic fuses
- ☑ Constructive working width 1,6±0,1 m
- ☑ Equipped with half-screw elongated bodies Kverneland
- ☑ Fully automatic body auto return system

DESIGN VERSIONS:

POPG-4-40 - four-bodied plough
POPG-5-40 - five-bodied plough



POPG-4-40

DISTINCTIVE FEATURES:

- ☑ Type: mounted
- ☑ Spring protection
- ☑ Constructive working width 1,6±0,1 m
- ☑ Equipped with half-screw elongated bodies Kverneland
- ☑ Fully automatic body auto return system

DESIGN VERSIONS:

POPR-4-40 - four-bodied plough
POPR-5-40 - five-bodied plough



POPR-5-40


PLOUGHS WITH PNEUMOHYDRAULIC PROTECTION

DISTINCTIVE FEATURES:

- ☑ Type: mounted
- ☑ Equipped with a system of pneumohydraulic protection
- ☑ Working width of plough from 1,08 to 2,8 m
- ☑ Ploughing of different soils to a depth up to 27cm with moisture of treated layer up to 25%, height of crop residues and grass up to 25cm, littered with stones of different sizes and forms

DESIGN VERSIONS:

PGP-4-40-3 (mounted)
PGP-5-40-3 (semi-mounted)
PGP-7-40-3 (mounted)



PGP-3-35-3

SPECIFICATION

	PGP-3-35-3	PGP-4-40-3	PGP-5-40-3	PGP-7-40-3
Type	mounted	mounted	semi-mounted	mounted
Efficiency per hour of main time, ha/h	0,54-0,72	0,96-1,44	1,96-2,16	1,96-2,8
Efficiency per hour of operational time, ha/h	0,38-0,57	0,72-1,08	1,4-1,7	1,47-2,1
Working speed on basic operations, km/h	5,0-6,6	6,0-9,0	6,0-9,0	7,0-10,0
Depth of ploughing, no more, cm	27	27	27	27
Constructive working width of plough, m	1,08±0,1	1,6±0,1	2,0±0,1	2,8±0,15
Number of bodies, pcs.	3	4	5	7
Working width of body, mm	360±20	400±25	400±25	400±25
Distance between the bodies along the plough, mm	760±20	848±25	800±25	800±25
Distance from the reference plane of bodies to the bottom plane of the frame, mm	700±20	700±20	700±20	700±20
Ground clearance, no less, mm	300	300	300	300
Transport speed, no more, km/h	12	20	20	20

OVERALL DIMENSIONS OF THE PLOUGH, MM., NO MORE:


Length (in working / in transport position)	3100±75/7400±250	4200±100/8500±250	7260±100/11560±250	6400±100/12780±300
Width (in working / in transport position)	1850±75/1990±100	2200±60/2290±100	2815±60/2900±100	3550±60/3550±110
Height (in working / in transport position)	1520±50/by tractor	1500±50/by tractor	1450±50/by tractor	1980±50/by tractor
WEIGHT OF UNFILLED PLOUGH, KG, (WITHOUT SPARE PARTS)	760±25	930±20	1910±50	2600±50

DRAWBAR CATEGORY OF THE TRACTOR



	1,4 80 hp	2 75-90 hp	3 156-228 hp	5 300-354 hp
--	--------------	---------------	-----------------	-----------------

SPECIFICATION

	POPG-4-40	POPG-5-40	POPR-4-40	POPR-5-40
Type	semi-mounted	semi-mounted	semi-mounted	semi-mounted
Efficiency per hour of main time, ha/h	1,12-1,44	1,4-1,8	1,12-1,44	1,4-1,8
Efficiency per hour of operational time, ha/h	0,84-1,08	1,05-1,35	0,84-1,08	1,05-1,35
Working speed on basic operations, km/h	7,0-9,0	7,0-9,0	7,0-9,0	7,0-9,0
Depth of ploughing, no more, cm	27	27	27	27
Constructive working width, m	1,6±0,1	2,0±0,1	1,6±0,1	2,0±0,1
Number of bodies, pcs.	4+4	5+5	4+4	5+5
Working width of body, mm	400±25	400±25	400±25	400±25
Distance between the bodies along the plough (1-2-3-4/4-5), mm	900/-	900/2114	900/-	900/2114
Distance from the reference plane of bodies to the bottom plane of the frame, mm	720	700	700	700
Ground clearance, no less, mm	300	300	300	300
Transport speed, no more, km/h	30	20	20	20
OVERALL DIMENSIONS OF THE PLOUGH, MM., NO MORE:				
Length	6800	7900	6800	7900
Width	2780	3000	2780	3000
Height	1630	1630	1630	1630
WEIGHT OF UNFILLED PLOUGH, KG, (WITHOUT SPARE PARTS)	2300±50	2720±50	2300±50	2750±50
DRAWBAR CATEGORY OF THE TRACTOR 	2,0 75-90 hp	2-3 130-228 hp	2-3 130-228 hp	2-3 130-228 hp



SPU-3

DISTINCTIVE FEATURES:

- ☑ Type: semi-mounted
- ☑ Working width-3 m
- ☑ Pneumatic seeding system with a drive wheel for seeding unit and a fan driven by tractor PTO
- ☑ Automated seeding control system

MADE-TO-ORDER EQUIPMENT:

- Disc or double anchor (linen) ploughshares with bar solid covering devices

DESIGN VERSIONS:

- SPU-3M - with disc modernized ploughshares
- SPU-3M- with tip ploughshares

SPU-6

DISTINCTIVE FEATURES:

- ☑ Type: semi-mounted
- ☑ Working width-6 m
- ☑ Pneumatic seeding system with a drive wheel for seeding unit and a fan driven by tractor PTO
- ☑ Automated seeding control system


MADE-TO-ORDER EQUIPMENT:

- Disc or double anchor (linen) ploughshares with bar solid covering devices

DESIGN VERSIONS:

- SPU-6M - with two disc ploughshares
- SPU-6M - with tip ploughshares
- SPU-6ML - with ploughshares for flax feeding

SPECIFICATION

	SPU-3	SPU-6
Efficiency of main time, ha/h	3,6	7,2
Inter-row width (basic), (mm)	125	125
Working width, (m)	3	6
Number of seed rows	24	48
Seeding depth, (mm)	10-50	10-50
Bunkers capacity, l (kg)	750	1060
Speed of fan drive shaft, (min ⁻¹)	1000	1000
Distance between wheels (in transport position/in working position), (m)	2/2	2/4,5
Transport speed, km /h	20	20
Working speed, km /h	5-12	5-12
Ground clearance,(mm)	300	300
OVERALL DIMENSIONS, MM., NO MORE:		
Length (in transport/ working position)	2150	7250/2150
Width (in transport/ working position)	3300/4800	2600/13000
Height (in transport/ working position)	2300	2300
WEIGHT, KG, (WITHOUT SPARE PARTS)		
DRAWBAR CATEGORY OF THE TRACTOR 	1,4 80 hp	2 75-90 hp

DESIGNED FOR ROW SEEDING OF GRAIN CROPS (WHEAT, RYE, BARLEY, OATS, CORN), LEGUMES (BEANS, PEAS, LUPINE), VEGETABLES (TURNIP, CARROT, SWEDE), AS WELL AS VARIOUS GRASS MIXTURES (RAPESEED, CLOVER, COCKSFOOT, TIMOTHY, FLAX), ON SOILS PREPARED FOR SOWING.

SPSH-9

DISTINCTIVE FEATURES:

- ☑ Type: semi-mounted
- ☑ Working width-9 m
- ☑ With levelers in front of the ploughshares
- ☑ Track eradicators behind tractor wheels, land and support wheels
- ☑ Pneumatic seeding system with a drive wheel for seeding units and a fan with hydraulic drive, electronic control system


MADE-TO-ORDER EQUIPMENT:

- Disc ploughshares with rubberized press rollers with bar solid covering devices
- Automated seeding control system

DESIGN VERSIONS:

- SPSH-9 - semi-trailer seeder
- SPSH-9 U - seeder with application of fertilizers

SPECIFICATION

	SPSH-9	SPSH-9U
Type	semi-trailer	semi-trailer
Ground clearance, (mm), no less	400	400
Capacity of bunker sections (for grain/for fertilizers), dm ³	6000 ± 10	4500 ± 10/1500 ± 10
Efficiency per hour of main time, ha, no less	7,2-13,5	7,2-13,5
Working width,(m)	9,0	9,0
Working speed on basic operations, (km/h)	8-15	8-15
Transport speed, (km/h), no more	20	20
Seeding capacity of grain crops, (kg/ha)	30-350	30-350
Seeding capacity of leguminous crops, (kg/ha)	35-400	35-400
Seeding capacity of buckwheat, (kg/ha)	20-75	20-75
Seeding capacity of millet, (kg/ha)	10-30	10-30
Seeding capacity of cruciferous crops and grasses, (kg/ha)	2-40	2-40
Seeding rate of granular mineral fertilizers (kg/ha)	-	30-250
Seeding depth (minimum/maximum),(cm)	2,0/7,0	2,0/7,0
Inter-row width of ploughshares, (cm)	12,5	12,5
Number of seed rows, (pcs)	72	72
Number of seeds not planted in the soil, (%)	not allowed	not allowed
Number of seeds planted at medium depth and two adjacent ten-millimeter layers,(%)	80	80
OVERALL DIMENSIONS, MM., NO MORE:		
Length (in transport/ working position)	10000/10500	10000/10500
Width (in transport/ working position)	3200/9500	3200/9500
Height (in transport/ working position)	4000/3000	4000/3000
WEIGHT, KG, (WITHOUT SPARE PARTS)		
DRAWBAR CATEGORY OF THE TRACTOR 	5 250 hp	5 250 hp



APPM-4 DK

DISTINCTIVE FEATURES:

- ☑ Type: semi-trailer
- ☑ Working width - 4 m.
- ☑ Equipped with passive tillage working tools, pneumatic seeding system, automated seeding control system

DESIGN VERSIONS:

APPM-4DK – with disc ploughshares and rubberized press rollers with bar solid covering devices.
 APPM-4DU with disc ploughshares and rubberized press rollers with bar solid covering devices and leashes for application of fertilizers into the second row of the disc harrow.

APPM-6 DK

DISTINCTIVE FEATURES:

- ☑ Type: semi-trailer
- ☑ Working width - 6 m.
- ☑ Equipped with passive tillage working tools, pneumatic seeding system, automated seeding control system

DESIGN VERSIONS:

APPM-6DK – with disc ploughshares and rubberized press rollers with bar solid covering devices.
 APPM-6DU with disc ploughshares and rubberized press rollers with bar solid covering devices and additional leashes for application of fertilizers into the second row of the disc harrow.

APP-6 AB-D

DISTINCTIVE FEATURES:

- ☑ Type: mounted
- ☑ Working width - 6 m
- ☑ With active tillage working tools, pneumatic seeding system, two-section frontal bunker, automated seeding control system

DESIGN VERSIONS:

APP-6AB-DK – with disc ploughshares and rubberized press rollers
 APP-6AB-D with disc ploughshares

APP-6 AB-DK


DISTINCTIVE FEATURES:

- ☑ Type: mounted
- ☑ Working width - 6 m
- ☑ With active tillage working tools, pneumatic seeding system, two-section frontal bunker, automated seeding control system

DESIGN VERSIONS:

APP-6AB-DK – with disc ploughshares and rubberized press rollers
 APP-6AB-D with disc ploughshares

SPECIFICATION

	APPM-4 DK	APPM-6 DK	APPM-6 DU	APP-6AB-D	APP-6AB-DK
Type	semi-trailer	semi-trailer	trailer	mounted-hinged	mounted-hinged
Working width, m, no less	4,0	6,0	6,0	6,0	6,0
Efficiency, ha/h	2,8-7,2	4,2-10,8	4,2-10,8	4,8	4,8
Working speed, km/h	10-18	10-18	10-18	6-10	6-10
Transport speed, km/h, no more	25	25	25	15	15
Ground clearance, mm	300	300	300	400	400
Two-section bunker capacity, dm ³	3000	3000	3000	1650 ± 10	1650 ± 10
PTO rotation frequency (rev/min)	-	-	-	1000	1000
Seeding capacity of grain crops, (kg/ha)	30-350	30-350	30-350	40-350	40-350
Seeding capacity of leguminous crops, (kg/ha)	35-400	35-400	35-400	350	35-400
Seeding capacity of flax, kg/ha	40-150	40-150	40-150	25	40-150
Seeding capacity of buckwheat, (kg/ha)	20-75	20-75	20-75	6,5	20-75
Seeding capacity of millet, (kg/ha)	10-30	10-30	10-30	6-12	10-30
Seeding capacity of cruciferous crops and grasses, (kg/ha)	3-40	3-40	3-40	10-60	2-40
Rate of application of fertilizers, kg/ha	-	-	50-250	-	-
Depth of tillage, cm	1-12	1-12	1-12	1-15	1-15
Depth of seeding (min./max.), cm	1-5	1-5	1-5	1-5	1-5
Inter-row width of ploughshares, cm	12,5	12,5	12,5	12,5	12,5
Inter-row width for flax ploughshares, cm	6,25	6,25	6,25	6,25	6,25
Number of seed rows, pcs.	32	48	48	48	48
Number of rows for flax ploughshares, pcs.	64	96	96	96	96
OVERALL DIMENSIONS (IN WORKING POSITION), MM., NO MORE:					
Length	8800	8800	8800	10800	10800
Width	4200	6300	6300	6500	6500
Height	2350	2800	2800	3270	3270
OVERALL DIMENSIONS (IN TRANSPORT POSITION), MM., NO MORE:					
Length	8000	8000	8000	10700	10700
Width	4000	2930	2930	4400	4400
Height	3300	3200	3200	4000	4000
WEIGHT OF THE MACHINE, KG.:	5500	9600	9600	7800	7800
DRAWBAR CATEGORY OF THE TRACTOR 	5 250 hp	5 300 hp	5 300 hp	5 300 hp	5 300 hp



AP-6-08 T

DISTINCTIVE FEATURES:

- Type: trailer
- Working width - 6 m.
- Equipped with conical tillage discs, located on 2 rows and tubular press rollers and rubber absorbing elements

DESIGN VERSIONS:

AP-6-08 T - tillage unit
AP-6-09 Z - tillage unit

AP-6-09 Z

DISTINCTIVE FEATURES:

- Type: trailer
- Working width - 6 m.
- Equipped with conical tillage discs, located on 2 rows and tubular press rollers and rubber absorbing elements

DESIGN VERSIONS:

AP-6-08 T - tillage unit
AP-6-09 Z - tillage unit

AP-6-12 T

DISTINCTIVE FEATURES:

- Type: mounted
- Working width - 6 m
- Equipped with conical tillage discs, located on 2 rows and tubular press rollers

DESIGN VERSIONS:

AP-6-12 T - tillage unit
AP-6-13 Z - tillage unit

AP-6-13 Z

DISTINCTIVE FEATURES:

- Type: mounted
- Working width - 6 m
- Equipped with conical tillage discs, located on 2 rows and toothed press rollers

DESIGN VERSIONS:

AP-6-12 T - tillage unit
AP-6-13 Z - tillage unit

GR-70 K

DISTINCTIVE FEATURES:

- Type: mounted
- Working width - 4,3 m
- Equipped with ogival paws racks and absorbing springs - 5 pcs

DESIGN VERSIONS:

GR-70 K - deep loosener (without roller)
GR-70 KT - deep loosener (with roller)

GR-70 KT

DISTINCTIVE FEATURES:

- Type: mounted
- Working width - 4,3m
- Equipped with ogival paws racks and absorbing springs - 5 pcs


DESIGN VERSIONS:

GR-70 K - deep loosener (without roller)
GR-70 KT - deep loosener (with roller)




DESIGNED FOR THE MAIN AND PRE-SOWING TILLAGE FOR GRAIN, INDUSTRIAL AND FORAGE CROPS, AS WELL AS HULLING OF STUBBLE, IMPROVEMENT OF PASTURES AND MEADOWS, CONTROL OF WEEDS. THE UNITS PROVIDE SHREDDING AND INCORPORATION OF PLANT RESIDUES AND WEED VEGETATION, CREATE A LOOSENED AND LEVELED SOIL LAYER.

SPECIFICATION

	AP-6-08 T	AP-6-09 Z	AP-6-12 T	AP-6-13 Z
Type	trailer	trailer	mounted	mounted
Ground clearance, mm, no less	300	300	300	300
Working width, m	6 ± 0,1	6 ± 0,1	6 ± 0,1	6 ± 0,1
Working speed, km/h	8-15	8-15	8-15	8-15
Transport speed, km/h, no more	20	20	20	20
Number of working tools, pcs.	48	48	48	48
Specific material consumption, kg	1050	1050	1050	1050
Depth of ploughing, cm	6-16	6-16	6-16	6-16
Shredding of crop residues (for large-stemmed crops)	in two pass	in two pass	in two pass	in two pass
Size of residues less than 15 cm, %	80	80	80	80
Completeness of incorporation of plant residues, %	50	50	50	50

OVERALL DIMENSIONS, MM., NO MORE:				
Length (in working/in transport position)	7150 ± 100/7000 ± 100	7150 ± 100/7000 ± 100	3150 ± 100/3150 ± 100	3150 ± 100/3150 ± 100
Width (in working/in transport position)	6200 ± 100/3200 ± 100	6200 ± 100/3200 ± 100	6150 ± 100/2550 ± 100	6150 ± 100/2550 ± 100
Height (in working/in transport position)	1800 ± 50/3800 ± 100	1800 ± 50/3800 ± 100	1500 ± 50/3900 ± 100	1500 ± 50/3900 ± 100
WEIGHT OF THE MACHINE, KG.:	6700	7000	4200	4700
DRAWBAR CATEGORY OF THE TRACTOR 	5  250 hp	5  250 hp	5  250 hp	5  250 hp

	GR-70 K	GR-70 KT
Type	mounted	mounted
Characteristics of working tools	ogival paw	ogival paw
Working width, m	4,3 0,2	4,3 0,2
Number of ogival paws, pcs.	5	5
Working speed, km/h	8-12	8-12
Transport speed, km/h, no more	25	25
Depth of ploughing, cm	70	70
Distance between racks, cm, no more	60	60
Tubular press roller - external diameter, mm.	450, 550	450, 550
Toothed press roller - external diameter, mm.	500	500
Tubular-slatted press roller, pcs.	2	2
Needle press roller, pcs.	2	2
Support wheels, pcs.	-	4
Efficiency per hour of main time, ha/h	3,4-5,2	3,4-5,2
Specific fuel consumption per hour of shift time, l/h, no more	12,0	12,0
Ridge of the soil surface (depth of furrows), cm, no more	5	5

OVERALL DIMENSIONS, M.		
Length	3,5	3,7
Width	4,4	4,4
Height	1,5	1,5
WEIGHT OF THE MACHINE, KG.:	1900	2100
DRAWBAR CATEGORY OF THE TRACTOR 	5  250 hp	5  250 hp

